

How Do Students in North Dakota Rural Schools Perform on NAEP?¹

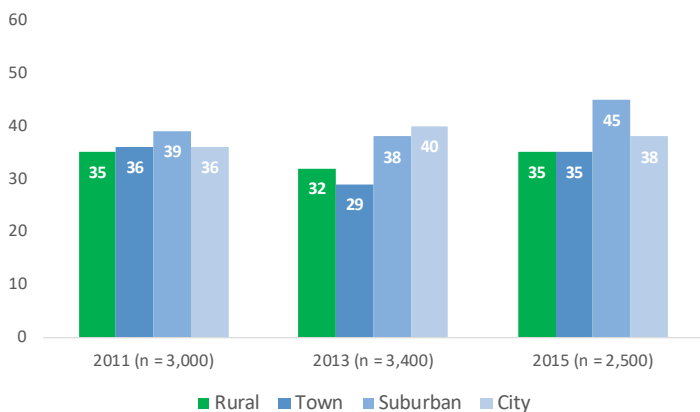
The National Assessment of Educational Progress (NAEP) is the largest assessment of student academic progress over time in mathematics, reading, and other subject areas in the United States. While NAEP is not aligned to state content standards, the assessment does not change much from year to year, which allows educators and policymakers to track student performance over time.



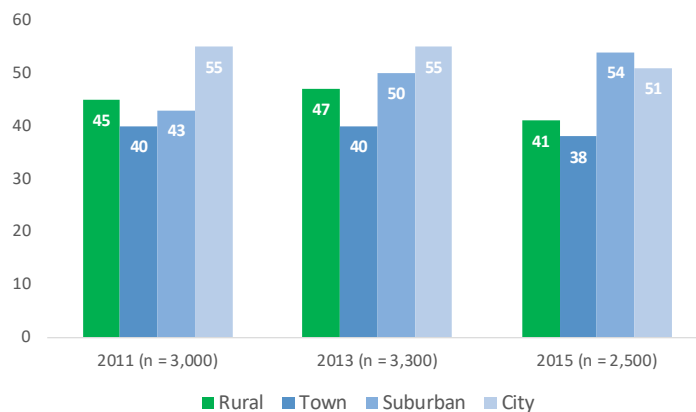
Grade 4



In 2013, the percentage of rural grade 4 students who scored at or above the NAEP proficient level in reading was higher than that of grade 4 students in town locales.²



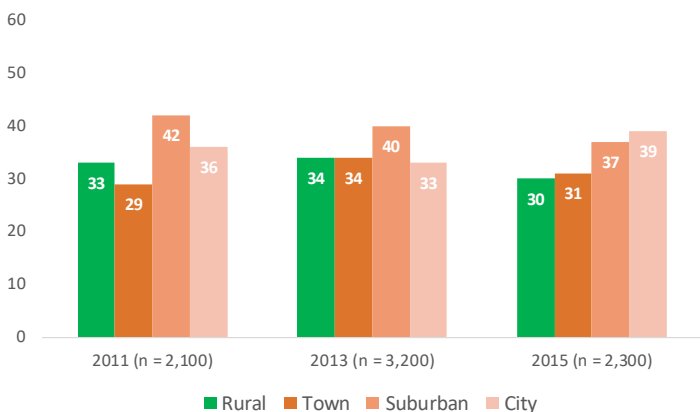
In 2011, 2013, and 2015, the percentages of rural grade 4 students who scored at or above the NAEP proficient level in mathematics were higher than those of grade 4 students in town locales.²



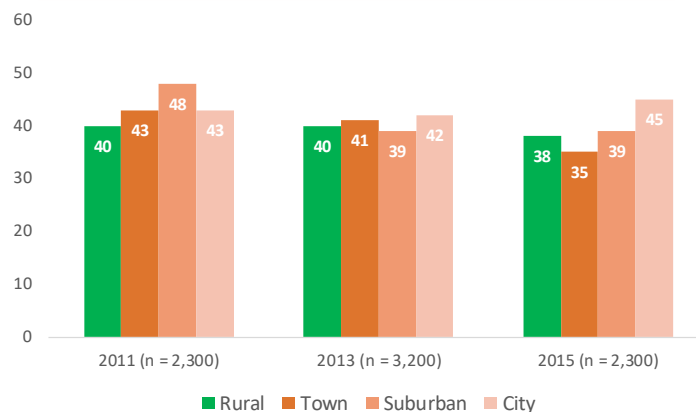
Grade 8



The percentages of rural grade 8 students who scored at or above the NAEP proficient level in reading were higher than those of grade 8 students in town locales in 2011 and grade 8 students in city locales in 2013.²



The percentages of rural grade 8 students who scored at or above the NAEP proficient level in mathematics were higher than those of grade 8 students in suburban locales in 2013 and grade 8 students in town locales in 2015.²



What Percentage of North Dakota Students Are in Rural Schools?³

Rural/
40%



40% of North Dakota students learn in **Rural** locations, such as **Ellendale Public School District #40** and **Kindred Public School District #2**, that lie outside urbanized areas (densely settled communities surrounding principal cities) and urban clusters (densely settled areas with populations between 2,500 and 50,000).

Town
21%



21% of North Dakota students learn in **Town** locations, such as **Valley City Public School District #2** and **Wahpeton Public School District #37**, inside urban clusters but outside urbanized areas.

Suburban
11%



11% of North Dakota students learn in **Suburban** locations, such as **West Fargo Public Schools** and **Mandan Public School District #1**, that lie outside principal cities but inside urbanized areas with populations of at least 50,000.

City
28%



28% of North Dakota students learn in **City** locations, such as **Bismark Public Schools** and **Fargo Public Schools**, with populations of at least 50,000.

¹ NAEP proficiency percentages in this profile were calculated from the NAEP Data Explorer for 2011, 2013 and 2015 for the types of communities in which schools are located. The national schedule for NAEP administration did not include 2012 or 2014 since reading and mathematics testing occurs every other year. In 2011, 2013, and 2015, only grades 4 and 8 were tested in these areas.

² The National Center for Education Statistics (NCES) does not report exact sample sizes. Numbers are rounded to the nearest hundredth.

³ Percentages of students residing in each locale were calculated from Table 4: Number of city, suburban, town, and rural regular public elementary and secondary schools with membership and percentage distribution of students in membership, by state or jurisdiction: School year 2014–15, in *Selected Statistics From the Public Elementary and Secondary Education Universe: School Year 2014–15*, by NCES.