

# Developing Plans for a Focus Group Project to Study Implementation of the Biliteracy-Bilingualism Seal in New Mexico



Jill Walston

Pia Peltola

Workshop 3

September 23, 2019



# Agenda

1. Confirm focus group composition
2. Participant selection and recruitment
3. Focus group questions
4. Moderator techniques
5. Wrap-up and next steps



## Today's goals

- Finalize number of focus groups, participant types, sampled districts, and participant selection criteria.
- Plan selection and recruitment strategy.
- Finalize the focus group questions for the bilingual and world language teachers, review draft questions for the other participant groups.
- Learn about and practice moderator techniques.

# Focus group composition and participant criteria

# Participant types

## Adopter districts

- District-level bilingual program directors/coordinators (3 FGs)
- School-level bilingual program directors/coordinators (3 FGs)
- Bilingual and world language teachers (3 FGs)
- Tribal leaders (1 FG)
- Students (1 FG)

## Non-adopter districts

- District-level bilingual program directors/coordinators (1 FG)

# Tentative scheduling

<b>Focus groups</b>	<b>Thu 11/14</b>	<b>Fri 11/15</b>	<b>Sat 11/16</b>
teachers	8:30-9:45 am		
teachers	11:30 am-12:45 pm		
teachers	4:45-6:00 pm		
program leads - district	8:30-9:45 am		
program leads – district	11:30 am-12:45 pm		
program leads – district	4:45-6:00 pm		
program leads – school		8:30-9:45 am	
program leads –school		11:30 am-12:45 pm	
program leads – school		4:45-6:00 pm	
program leads - tribal schools			8:00-9:15 am
program lead – non-Seal district		11:30 am-12:45 pm	
students		11:30 am-12:45 pm	

# Recruitment numbers

We are aiming to have 5 participants in each session. We should recruit 7 participants for each group.

## Adopter districts

- 21 District-level bilingual program directors/coordinators

- 21 School-level bilingual program directors/coordinators

- 21 Bilingual and world language teachers

- 7 Tribal leaders

- 7 Students

## Non-adopter districts

- 7 District-level bilingual program directors/coordinators

# Focus group participant selection and recruitment



**Decide how to  
identify and  
select  
participants**





Strategies for identifying and selecting potential focus group participants:

- Lists
- Nominations
- Snowball sampling
- Piggybacking (on an event, meeting, etc.)
- From a location



## Goals:

- Find information-rich participants.
- Use a process that you can justify.
- Write up selection criteria.

# District selection criteria

## Adopter districts

- Size (small and large districts)
- Pathway types (all four pathways)
- Experience with the Seal (early adopters and recent adopters)

## Non-adopter districts

- Similar race/ethnicity and EL enrollment percentages as adopter districts

# Participant selection criteria

- District-level bilingual program directors/coordinators
- School-level bilingual program directors/coordinators
- Bilingual and world language teachers
- Tribal leaders
- Students
- Non-adopter district-level bilingual program directors/coordinators

**Decide how to  
recruit  
participants**

**TAKE PART**  
**IN RESEARCH™**

## Recruitment steps:

- Invitation
- Confirmation email
- Reminder call
- Thank you note





## Information to convey:

- How did you get the person's name and contact information
- What is the study about
- Why is the study important
- What will be done with results
- Why are you inviting the person
- How might the participant benefit from participation in the study
- Who is the sponsor of the study



# Recruitment for the Seal focus groups

# Recruiting

- District-level bilingual program directors/coordinators
- School-level bilingual program directors/coordinators
- Bilingual and world language teachers
- Tribal leaders
- Students
- Non-adopter district-level bilingual program directors/coordinators

# Focus group questions and protocol

**Review draft Seal  
focus group  
questions**

# Moderator techniques

# Moderating focus groups

Let the conversation flow while keeping it on track.

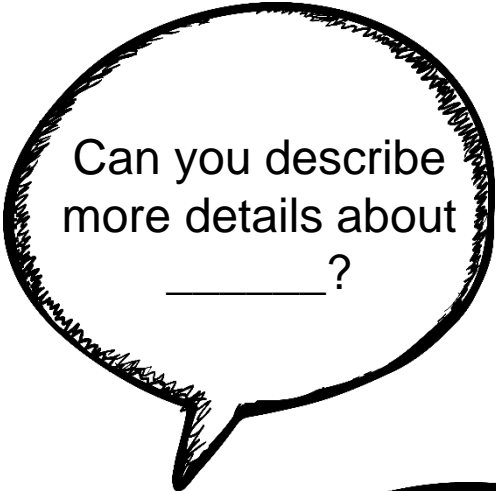


# Moderator skills


- Stay neutral.
- Do not lead or interject viewpoints.
- Use scripted prompts if needed.
- Probe for clarity (unscripted prompts).
- Encourage conversation between members.
- Listen for opportunity to explore views further.
- Make hesitant members feel comfortable.




# For follow-up probes, don't ask "why." Instead, ask for more information.




Can you describe  
more details about  
\_\_\_\_\_?



Can you give  
some examples  
of \_\_\_\_\_?



Are there other  
instances where  
that happened?



Tell us more about  
what you mean by  
that.



# Taking notes

- Quotes.
- Key phrases word for word.
- Major themes.
- Areas of agreement and disagreement.
- Non-verbal observations.



# Moderator practice

Wrap-up and next steps

# Thank you!

Jill & Pia

jwalston@air.org  
ppeltola@air.org



[https://ies.ed.gov/ncee/edlabs/  
regions/southwest/index.asp](https://ies.ed.gov/ncee/edlabs/regions/southwest/index.asp)



Follow us on Twitter!  
@ RELSouthwest



This presentation was prepared under Contract 91990018C0002 by Regional Educational Laboratory Southwest, administered by American Institutes for Research. The content does not necessarily reflect the views or policies of the Institute of Education Sciences or the U.S. Department of Education, nor does mention of trade names, commercial products, or organizations imply endorsement by the U.S. Government.