

# Welcome! Before We Begin...

Please use the chat to tell us:

What is something that brings you joy? Why?





# Joyful Reading at School and at Home

March 25, 2021



# Virtual Meeting Norms



Video on



Use chat to support each other



Mute unless speaking



Ask questions, use emojis, raise hands



Participate fully



Have fun learning!



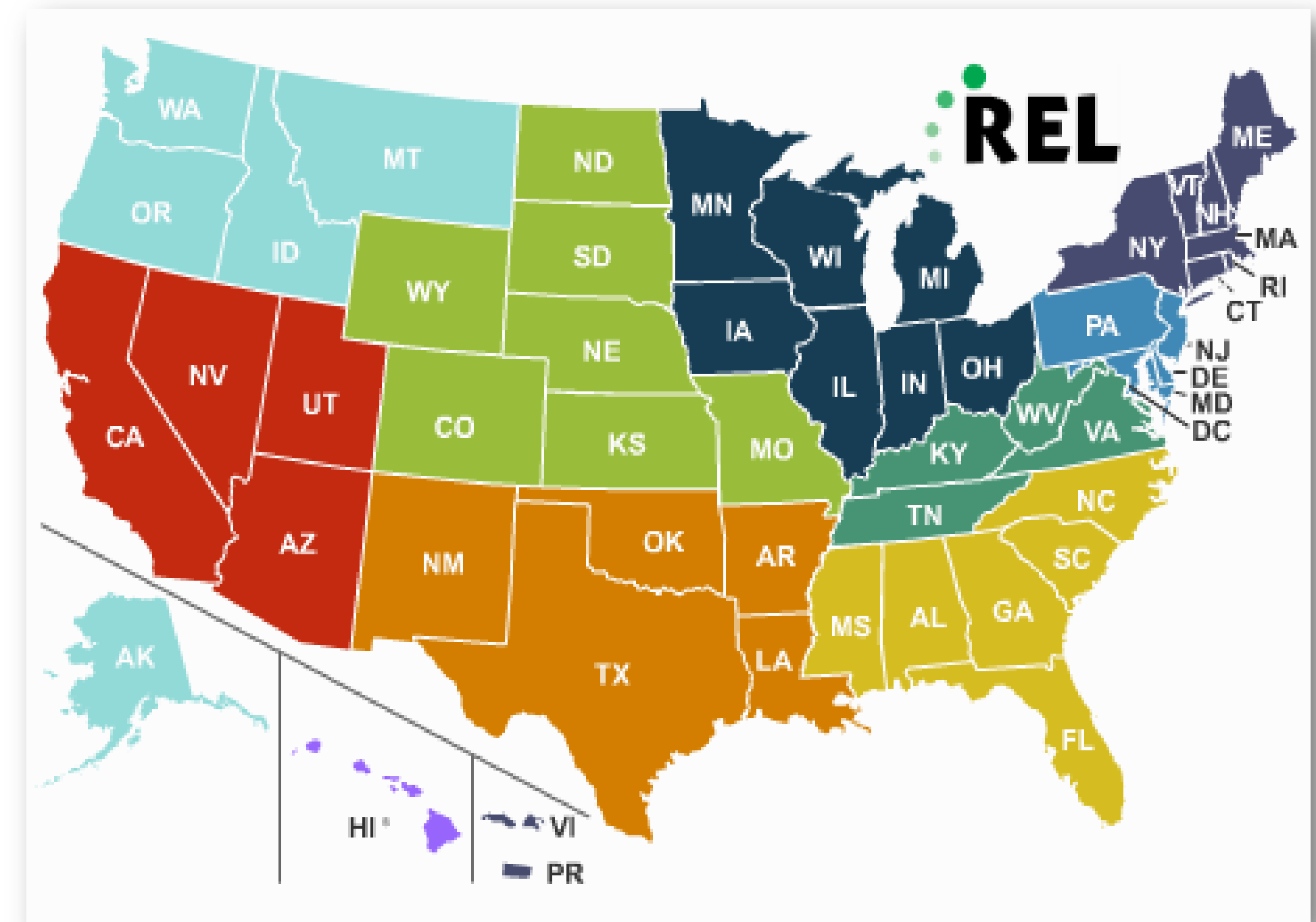
# Who is Joining Us Today?





# Regional Educational Laboratory West

- Conduct applied research
- Provide technical support around data collection, evidence use, and research
- Facilitate dissemination of actionable research evidence



# Joyful Reading Webinar Series

## Webinar 1: January 28, 2021

Choosing culturally empowering, language-rich, and affirming books; prioritizing joyful reading with a school and home routine

## Community of Practice 1: February 25, 2021

Reflect on what you tried after Webinar #1 and discuss what you learned with others

## Webinar 2: March 25, 2021

Cultivating a love of books through oral re-telling, creative writing, and the arts

## Community of Practice 2: April 15, 2021

Reflect on what you tried after Webinar #2, discuss what you learned with others, share a student artifact



# Creative Expression

Please use the Mentimeter:

What's your favorite artistic way to express yourself?

(The link is in the chat.)





# Our Presenters



**Pam Spycher**  
REL West  
WestEd



**Thea Fabian**  
Wawona K-8 School  
Fresno Unified School District



**Danielle Garegnani**  
Horton Elementary School  
San Diego Unified School District



# Settling In Activity





# Today's Topics

- Joyful Reading: A routine for home and school
- How creative expression supports language, literacy, and social-emotional development
- Examples of creative expression activities
- Stories from two school communities
- Resources, resources, resources!


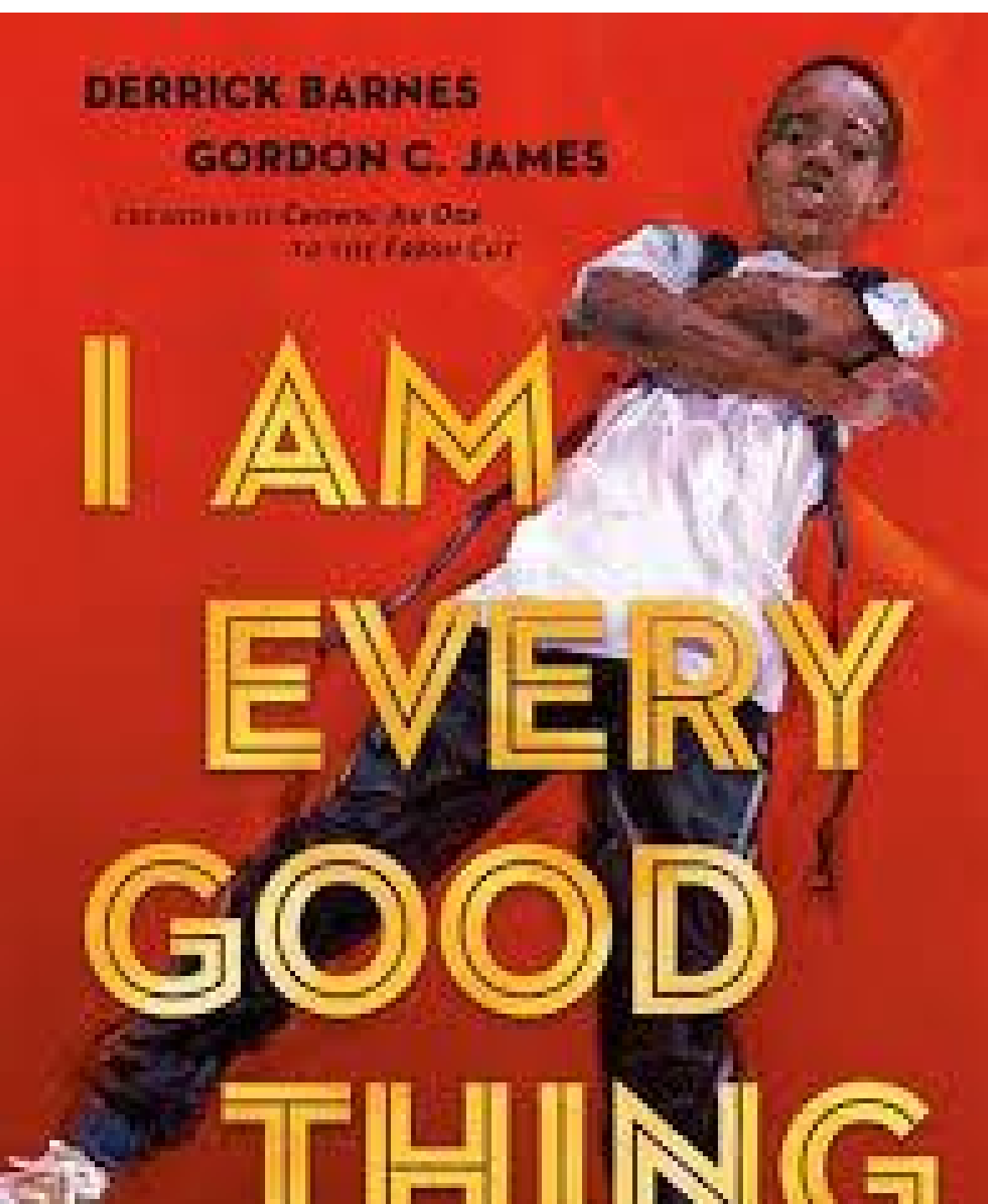
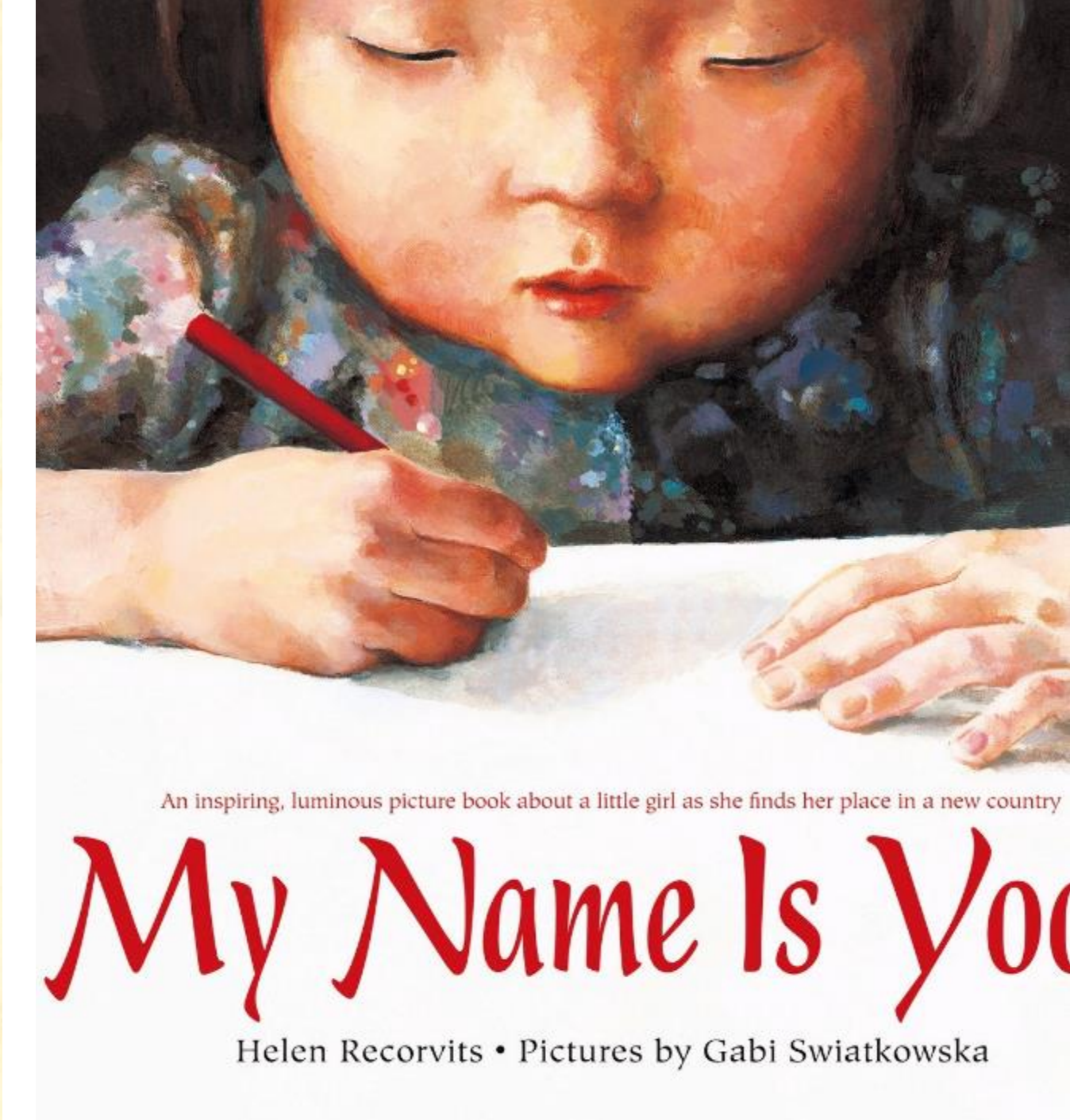
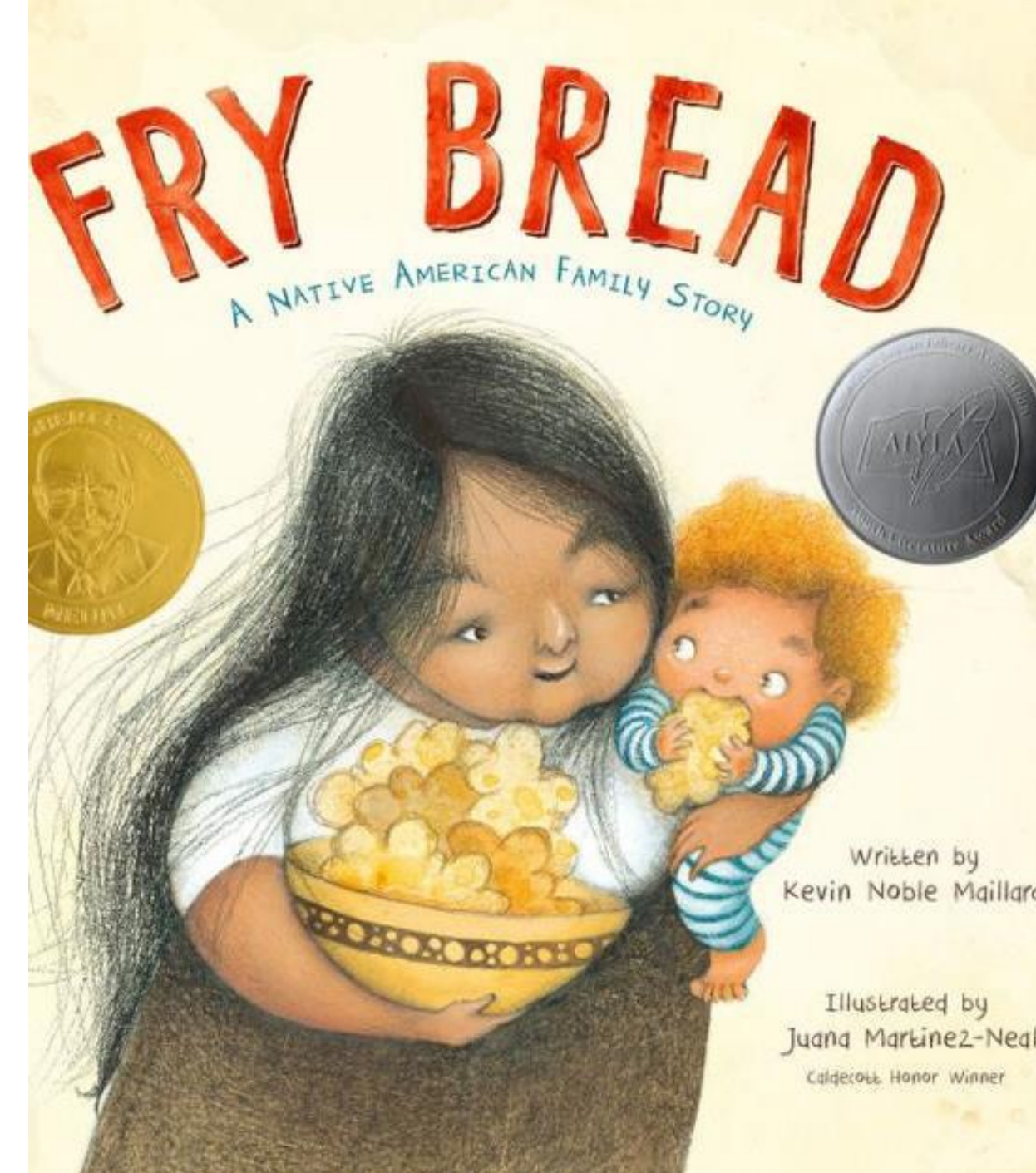
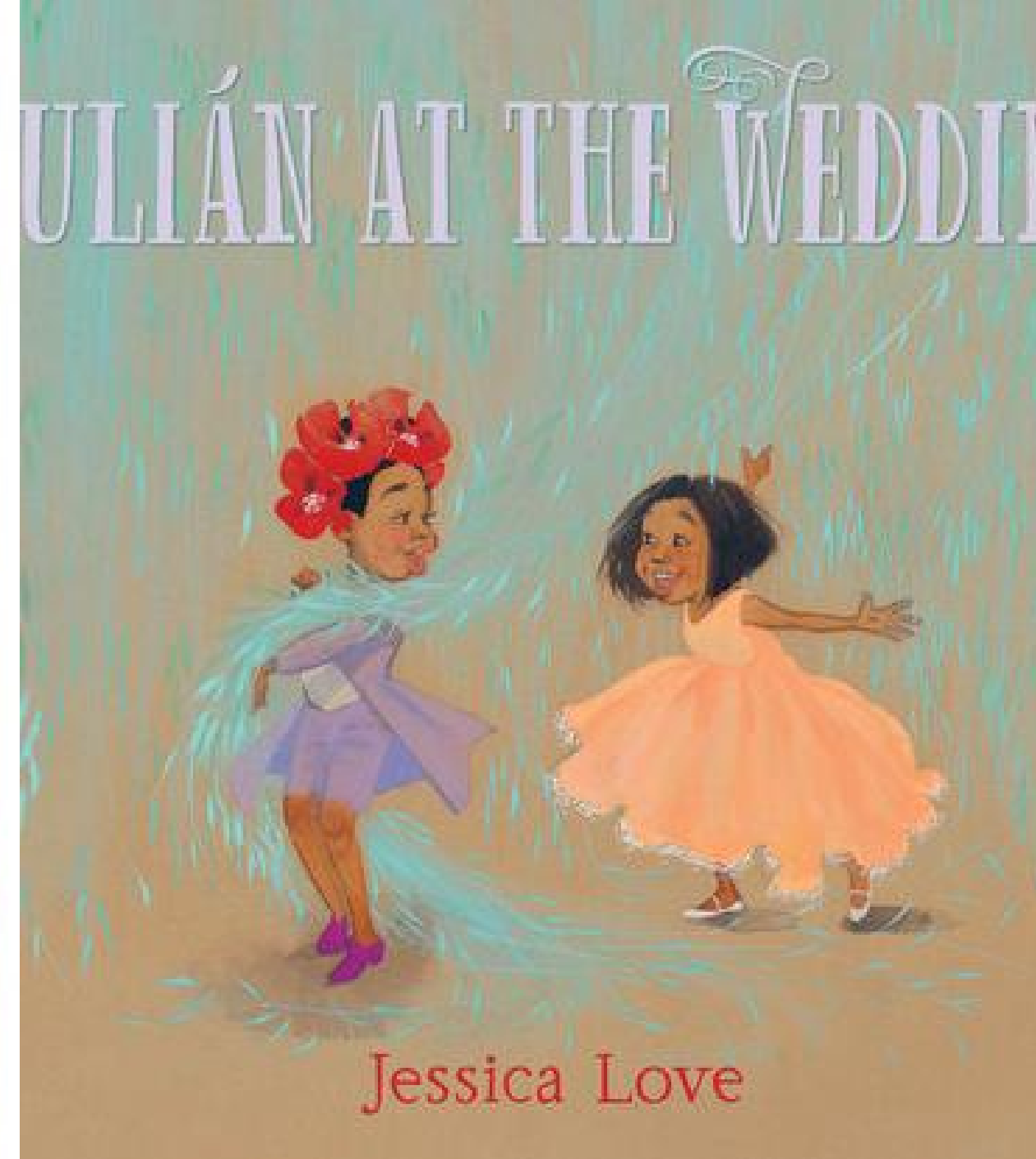





# Brief Recap of Webinar 1







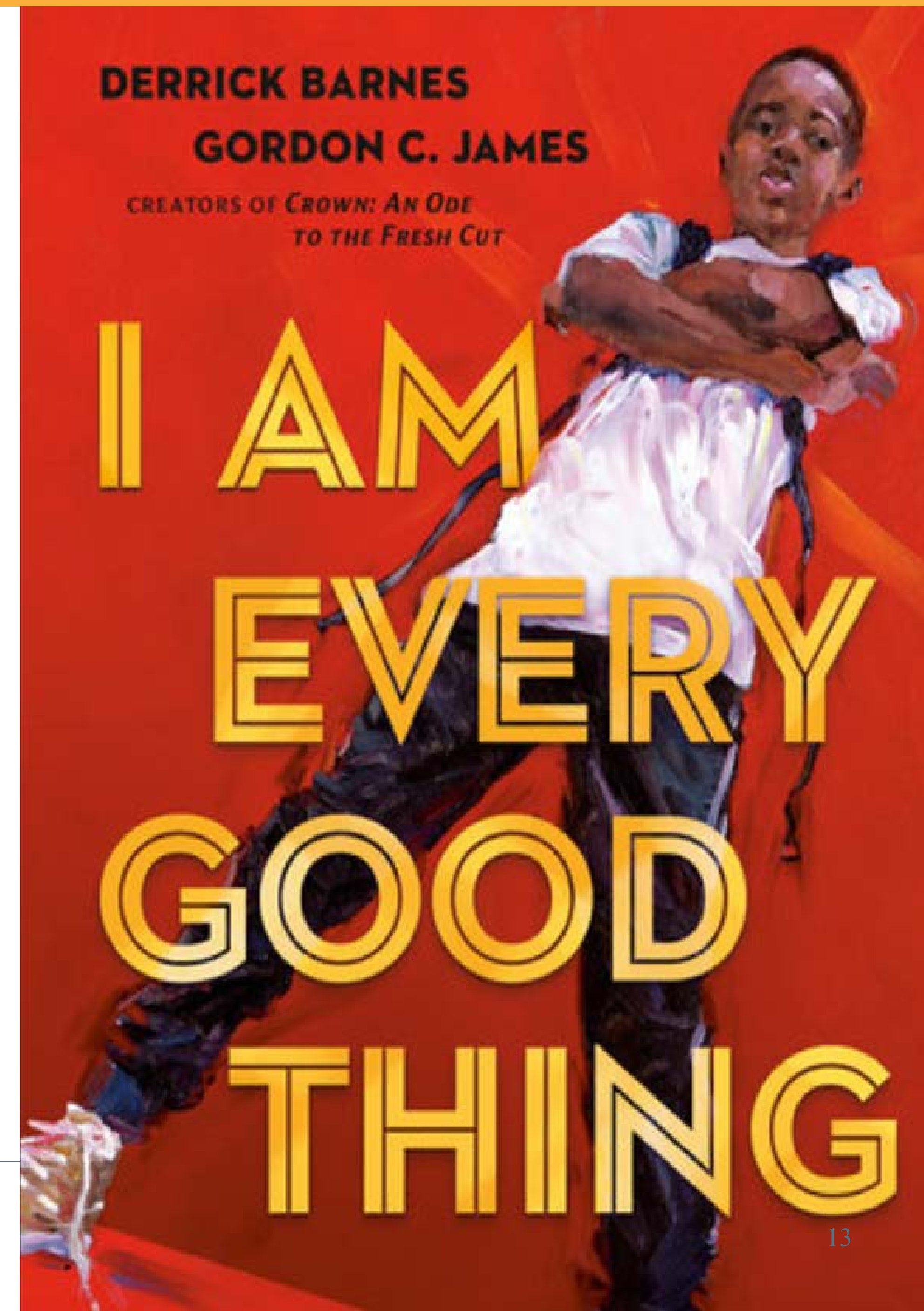
## Joyful Reading Webinar 1 Recap:

- Culturally affirming books
- Rich language and illustrations
- Lots of talking before, during, after




# A Book We Love & Some Reasons Why

- It promotes self-love and pride in Black culture and history.
- It has gorgeous illustrations and rich language.
- It features a talented, smart, hilarious, loving, and curious Black narrator.
- It teaches that when things are hard, it helps to remember we are brave, hopeful, and worthy of kindness, respect, safety, and happiness.



# Another Book We Love & Some Reasons Why



- It promotes compassion for animals and our responsibility for caring for them.
- It has beautiful and engaging illustrations children will want to talk about.
- It's funny and has an engaging plot.
- It features a loving family with two dads and teaches us that all families are what we make them—through love.



# Joyful Reading Routine for School and at Home

**Before Reading:** Let's get excited to read!

**While Reading:** Let's connect with the ideas and art!

**After Reading:** Let's talk about what we think and how we feel!

**Creative Expression Activities:** Poetry, Visual Arts, Kindness, Mindfulness, Movement, Literacy, and more!







# I Am Every Good Thing

By Derrick Barnes,  
Illustrated by Gordon C. James

*Ideas for enjoying  
the book at home*

Created by Pam Spycher

### About the Book:

Before reading this book with your child, find out a little bit about it so you can help your child experience joyfulness while reading with you. This is a book about being proud of everything that makes us who we are. It's about self-love and the power of affirmations. Children will see themselves reflected in the Black narrator of this book because he tells us how talented, smart, hilarious, loving, and curious he is—just like all children are. Sometimes he is afraid, but then he remembers that he is brave, hopeful, and worthy of kindness, respect, safety, and happiness. Your child will relate to the beautiful ideas in this book, delight in the beautiful illustrations, and be inspired creatively.

### Jump into Joyful Reading!

Invite your child to share their thinking and ask questions as you enjoy the book together. The main thing is to have fun and enjoy one another's company as you read together. Here are some things you can say and do to create a joyful reading experience for your child.



#### Before Reading:

- What do you notice about the cover?
- What do you think about the title?
- What do you think we will discover in this book?



#### While Reading:

- What do you notice in the picture?
- What do you think about what we just read?
- What are you curious about now?



#### After Reading:







- What did you think about the book?
- How did it make you feel?
- What was your favorite part?
- What are some good things you can say about yourself?

Turn the page over for  
creative expression ideas!

Created by Pam Spycher, REL West at WestEd, 2020

## Creative Expression Activities

After you read the book, unleash your imagination and creativity! Use the ideas below to choose your own adventure. What other ideas did the book inspire your amazing mind to think of?

 Poetry	 Visual Arts	 Kindness
<p>Craft an "I Am" poem. Start each line with "I am ..." and try to use some of the words from the book.</p> <p>You can write the poem on your own or tell someone your words, and they can write it. If you want to, draw a picture to go with your poem.</p>	<p>Draw, color, paint, collage, or build something that shows what you are thinking or feeling about the book. Your creation might be about ...</p> <ul style="list-style-type: none"><li>• your favorite part of the book</li><li>• how the book makes you feel</li><li>• one of the affirmations from the book</li></ul>	<p>Begin and end each day with kind and loving self-talk.</p> <p>Choose affirmations from the book or your own words. Here's an example:</p> <ul style="list-style-type: none"><li>• I am loved.</li><li>• I am safe.</li><li>• I am kind.</li><li>• I am every good thing.</li></ul>
 Mindfulness	 Movement	 Literacy
<p>Sit very still or lie down somewhere comfortable. Close your eyes and be very still. Take three, slow, deep breaths and fill your belly up with air. Notice how it makes you feel calmer.</p> <p>Now, breathe normally, and imagine that you are breathing in all the love in the world and then breathing out all your love to the world.</p> <p>Open your eyes and give yourself a big hug. Smile. You are loved!</p>	<p>Put on your favorite song, and dance! When the music stops, freeze! Your parent, family member, or caregiver will say some words from the book. When the music starts again, show what those words mean through dance. Here are some of the words you might hear:</p> <ul style="list-style-type: none"><li>• a nonstop ball of energy</li><li>• the glow of moonbeams</li><li>• a cool breeze</li><li>• a roaring flame of creativity</li><li>• the boom-bap-boom-boom-bap</li><li>• waves crashing gently on the shore</li></ul>	<p>How about writing and illustrating your own "I am" book?</p> <p>Start by talking about all the things that are good about you (at least 10!). You can begin each page with "I am ..." or pick your own way to begin.</p> <p>If you want to, you can borrow some of the beautiful ideas, words, and pictures from "I Am Every Good Thing" and use them in your book. Or, you can make your book completely unique.</p> <p>This is all about you!</p>

Created by Pam Spycher, REL West at WestEd, 2020

# Home and School Reading Guide to Support You (English and Spanish Versions)

Título, autor, ilustrador:


*Ideas para disfrutar el libro en casa*

Creado por:

**Sobre el Libro:**

### ¡A disfrutar una lectura divertida!

Invite a su niño o niña a compartir sus pensamientos y haga preguntas mientras disfrutan del libro juntos. El objetivo principal es divertirse y disfrutar de la compañía mientras leen juntos. Aquí hay algunas cosas que puede decir y hacer para crear una experiencia de lectura entretenida para su niño o niña.



#### Antes de leer:

- ¿Qué notas sobre la portada?
- ¿Qué piensas sobre el título?
- ¿Qué crees que descubriremos en este libro?



#### Mientras leen:

- ¿Qué notas en la imagen?
- ¿Qué piensas sobre lo que acabamos de leer?
- ¿Qué te da curiosidad ahora?



#### Después de leer:

- ¿Qué piensas del libro?
- ¿Cómo te hizo sentir?
- ¿Cuál fue tu parte favorita?







**¡De vuelta a la página para ver ideas de expresión creativa!**



Creado por Pam Spycher, REL West en WestEd, 2021

## Actividades para la Expresión Creativa

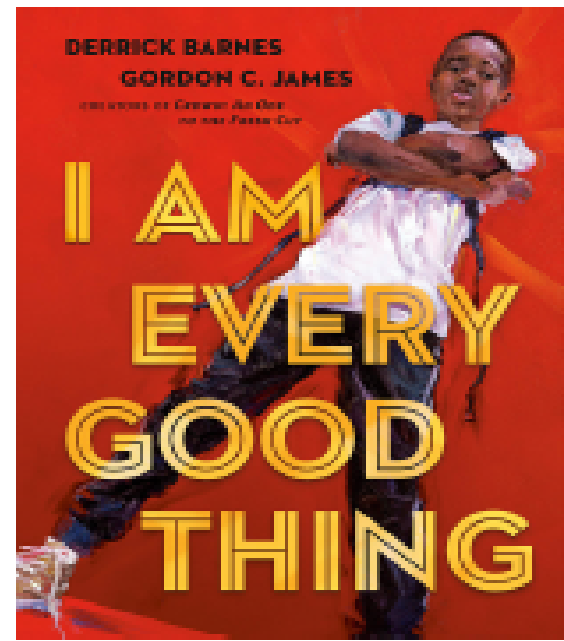
Después de leer el libro, ¡desata tu imaginación y creatividad!  
Utiliza las siguientes ideas para elegir tu propia aventura.  
¿Qué otras ideas inspiraron el libro en tu mente increíble?

 Poesía	 Artes visuales	 Amabilidad
 Conciencia plena	 Movimiento	 Lectoescritura

Creado por Pam Spycher, REL West en WestEd, 2021

# Templates to Create Your Own Guides (English and Spanish Versions)





# I Am Every Good Thing

By Derrick Barnes,  
Illustrated by Gordon C. James

*Ideas for enjoying  
the book at home*


Created by Pam Spycher

## About the Book:

Before reading this book with your child, find out a little bit about it so you can help your child experience joyfulness while reading with you. This is a book about being proud of everything that makes us who we are. It's about self-love and the power of affirmations. Children will see themselves reflected in the Black narrator of this book because he tells us how talented, smart, hilarious, loving, and curious he is—just like all children are. Sometimes he is afraid, but then he remembers that he is brave, hopeful, and worthy of kindness, respect, safety, and happiness. Your child will relate to the beautiful ideas in this book, delight in the beautiful illustrations, and be inspired creatively.


## Jump into Joyful Reading!

Invite your child to share their thinking and ask questions as you enjoy the book together. The main thing is to have fun and enjoy one another's company as you read together. Here are some things you can say and do to create a joyful reading experience for your child.




### Before Reading:

- What do you notice about the cover?
- What do you think about the title?
- What do you think we will discover in this book?



### While Reading:

- What do you notice in the picture?
- What do you think about what we just read?
- What are you curious about now?



### After Reading:

- What did you think about the book?
- How did it make you feel?
- What was your favorite part?
- What are some good things you can say about yourself?

Turn the page over for  
creative expression ideas!



**Side 1 Focus:  
Shared Book  
Reading**  
*(See the webinar 1  
recording to learn  
more about side 1)*



# Joyful Reading Resources (Padlet)

**padlet** Pam Spycher + 1 9d  
**Joyful Reading Resources**  
Made for joyful reading, creative expression, and love

- "I Am Every Good Thing" Home Reading Card and Resources**  
I Am Every Good Thing Home Reading Guide  
Use this guide to promote joyful reading and creative expression at home and at school.  
I Am Every Good Thing  
By Derrick Barnes, Illustrated by Gordon C. James  
Ideas for enjoying the book at home  
Created by Pam Spycher  
Home Reading Guide, I Am Every Good T...  
PDF document  
padlet drive  
Online Read Aloud  
Encourage children to enjoy this book with this online read aloud.  
I Am Every Good Thing (Literally Culture...  
by Literally Cultured  
YouTube
- "Esther the Wonder Pig" Home Reading Card and Resources**  
Home Reading & Activity Guide  
Esther the Wonder Pig  
By Shana-Jade Davis, David Wilkes, and Eugene Chen  
Illustrated by Carl Dvorak  
Ideas for enjoying the book at home  
Created by Pam Spycher  
About the Book:  
Discover a new story about Esther, and Eugene Chen's unique '3D' pig named Esther. They tell us how with their own funny pig stories, but they tell us that the world goes on.  
Before Reading:  
• What do you notice about the cover?  
• What do you think about the title?  
• What do you think we will discover in the book?  
WestEd\_NCSI\_ReadingActivityGuide\_Est...  
PDF document  
padlet drive  
Online Read Aloud with Esther!  
Storytime with Esther T.W. Pig: The True ...  
by Esther the Wonder Pig  
YouTube  
Esther's Website
- Home Reading Card Template**  
Fillable Template for You!  
Use this fillable form to create your own home and school reading activity guide for your favorite joyful read aloud books!  
Talia Barker, Illustration  
Ideas for enjoying the book at home  
Created by:  
About the Book:  
Before Reading:  
• What do you notice about the cover?  
• What do you think about the title?  
• What do you think we will discover in the book?  
Home Reading Card TEMPLATE  
PDF document  
padlet drive
- PowerPoint Presentation Slides**  
Joyful Reading Webinar #1 Slides (January 28, 2021)  
Box box
- Culturally Affirming and Joyful Book Lists**  
Multicultural and Diverse Books for Preschool, Grade 1, and Grade 2  
Pre K, Kindergarten, Grade 1 - 2 Books | -  
LEE & LOW's unique book collections incl...  
leandlow  
22 Diverse Book Choices for All Grade Levels  
22 Diverse Book Choices for All Grade L...  
In a vibrant, multicultural society, repre...  
edutopia  
BLACK EXPERIENCES: AFFIRMATION AND RESILIENCE, ACTIVISM AND RESISTANCE IN 45 BOOKS FOR PREK-GRADE 12  
CCBC
- Joyful Reading Community of Practice**  
For folks who are joining the community of practice ...  
Please post your reflections and student samples on the Padlet this link takes you to.  
Esther the wonder pig  
Joyful Reading Community of Practice  
Please post a short description of what y...  
pam spycher
- Public Library Storytimes**  
Landing Page  
Online Storytime  
storytime  
nyp!
- Yoga, Meditation, and Mindfulness for Kids**  
Yoga with Adriene  
You searched for kids | Yoga With Adriene  
yoga with adriene  
Cosmic Kids Yoga  
results  
Youtube  
Stop, Breath, and Think  
Anxious, Tired, Hopeful, Encouraged, Calm, Depressed, Sad  
Home | Start Your Mindfulness Journey  
mylife
- Drag Queen Story Hour**  
drag-queen-story-hour  
nyp!




# Positive Self-Affirmations Activity





# Creative Expression







- Kindness and Community
- Mindfulness and Self-Awareness
- Visual and Digital Arts
- Movement and Music
- Poetry
- Literacy and Oracy





# Creative Expression Activities

After you read the book, unleash your imagination and creativity!  
Use the ideas below to choose your own adventure. What other ideas did the book inspire your amazing mind to think of?

 <b>Poetry</b>  Craft an "I Am" poem. Start each line with "I am ..." and try to use some of the words from the book.  You can write the poem on your own or tell someone your words, and they can write it. If you want to, draw a picture to go with your poem.	 <b>Visual Arts</b>  Draw, color, paint, collage, or build something that shows what you are thinking or feeling about the book. Your creation might be about ... <ul style="list-style-type: none"><li>• your favorite part of the book</li><li>• how the book makes you feel</li><li>• one of the affirmations from the book</li></ul>	 <b>Kindness</b>  Begin and end each day with kind and loving self-talk.  Choose affirmations from the book or your own words. Here's an example: <ul style="list-style-type: none"><li>• I am loved.</li><li>• I am safe.</li><li>• I am kind.</li><li>• I am every good thing.</li></ul>
 <b>Mindfulness</b>  Sit very still or lie down somewhere comfortable. Close your eyes and be very still. Take three, slow, deep breaths and fill your belly up with air. Notice how it makes you feel calmer.  Now, breathe normally, and imagine that you are breathing in all the love in the world and then breathing out all your love to the world.  Open your eyes and give yourself a big hug. Smile. You are loved!	 <b>Movement</b>  Put on your favorite song, and dance! When the music stops, freeze! Your parent, family member, or caregiver will say some words from the book. When the music starts again, show what those words mean through dance. Here are some of the words you might hear: <ul style="list-style-type: none"><li>• a nonstop ball of energy</li><li>• the glow of moonbeams</li><li>• a cool breeze</li><li>• a roaring flame of creativity</li><li>• the boom-bap-boom-boom-bap</li><li>• waves crashing gently on the shore</li></ul>	 <b>Literacy</b>  How about writing and illustrating your own "I am" book?  Start by talking about all the things that are good about you (at least 10!). You can begin each page with "I am ..." or pick your own way to begin.  If you want to, you can borrow some of the beautiful ideas, words, and pictures from "I Am Every Good Thing" and use them in your book. Or, you can make your book completely unique.  This is all about you!

## Side 2 Focus: Creative Expression Activities



# Why Prioritize Creativity? (1)

Creative expression and arts-integrated experiences...

- Help children to express themselves and to communicate their understandings about the world around them and their identities
- Promote positive social and emotional development, enhance self-esteem and self-awareness
- Foster motivation and engagement, increase connectedness to school, boost school attendance and academic achievement, and improve school climate

(College Board, 2012; Catterall, 2009; Peppler et al, 2014; Robinson, 2013)

# Why Prioritize Creativity? (2)

Arts-integrated experiences promote language and literacy development:

- Music, creative movement, and visual arts promote oral language and ELA achievement (Ludwig, Boyle & Lindsey, 2017)
- Dance and drama support oral language skills and vocabulary development (Ludwig, Boyle & Lindsey, 2017)
- Music education is correlated with reading fluency (Gazzaniga, 2008)
- Engaging and motivating activities connected to literacy cultivate students' interest in reading, which supports reading development (Shanahan et al, 2010)



# Mindfulness and Kindness: Key Points

- A whole child approach includes attention to social-emotional learning (SEL) and mental well-being.
- Mindfulness practices align with and may deepen SEL.
- It's essential to adopt a stance that is culturally and linguistically sensitive, pluralistic, and oriented toward social justice.





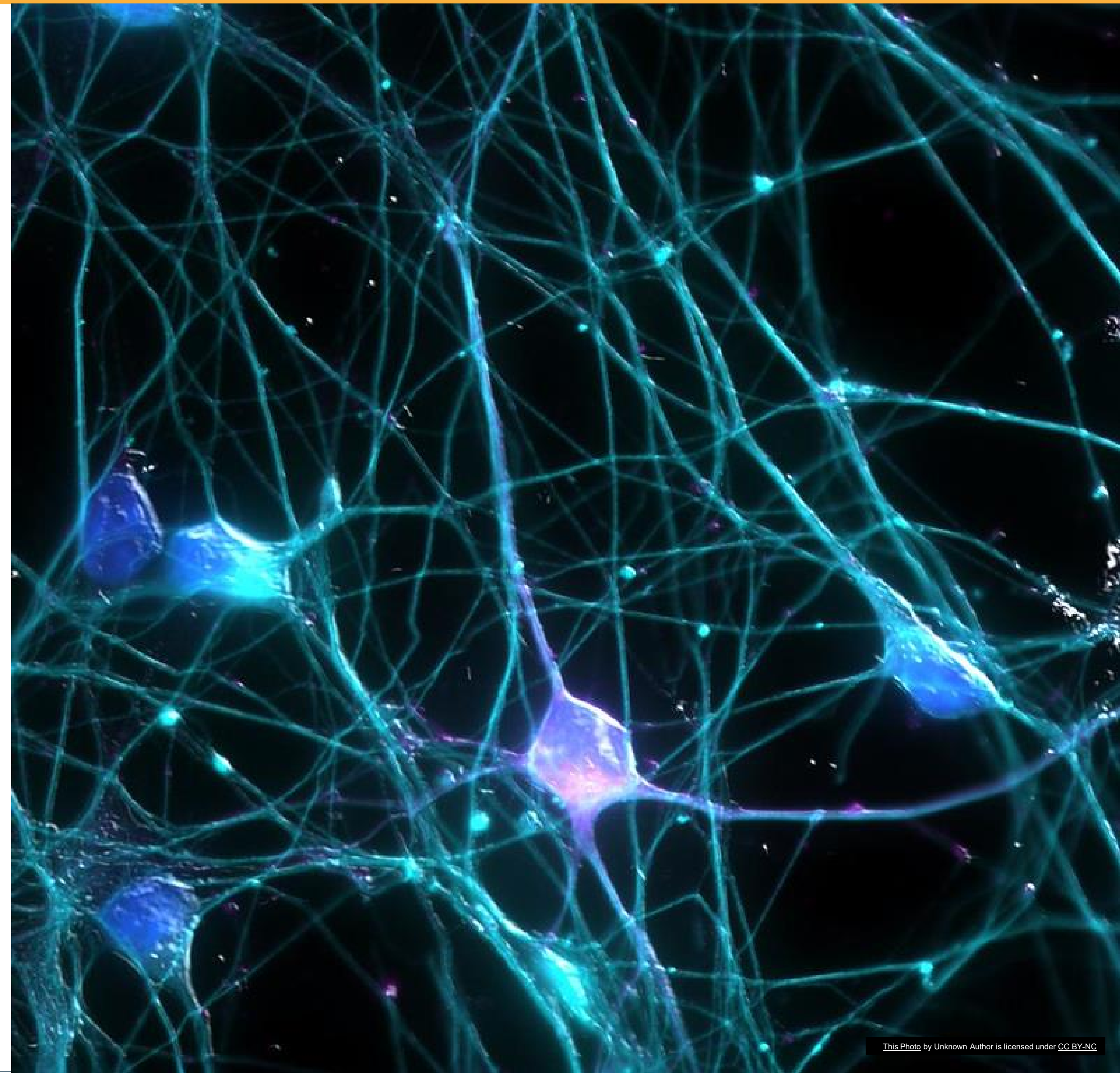
# Neuroplasticity

What you practice grows stronger.

Repeated practice of mindfulness, kindness, gratitude, meditation, and self-compassion has tangible benefits.

The areas of your brain related to attention, learning, and compassion grow bigger and stronger through mindfulness and meditation.

What do you want to spend your time helping children to grow?





# Welcome Joy

"Positive emotions – such as feelings of gratitude, love, and confidence – strengthen the immune system, protect the heart against loss and trauma, build relationships, increase resilience, and promote success..."


Finding and protecting joy is worth doing at any time. And it's especially important when you're facing challenges – we can always turn to joy, claim it, and welcome it."

- Rick Hanson



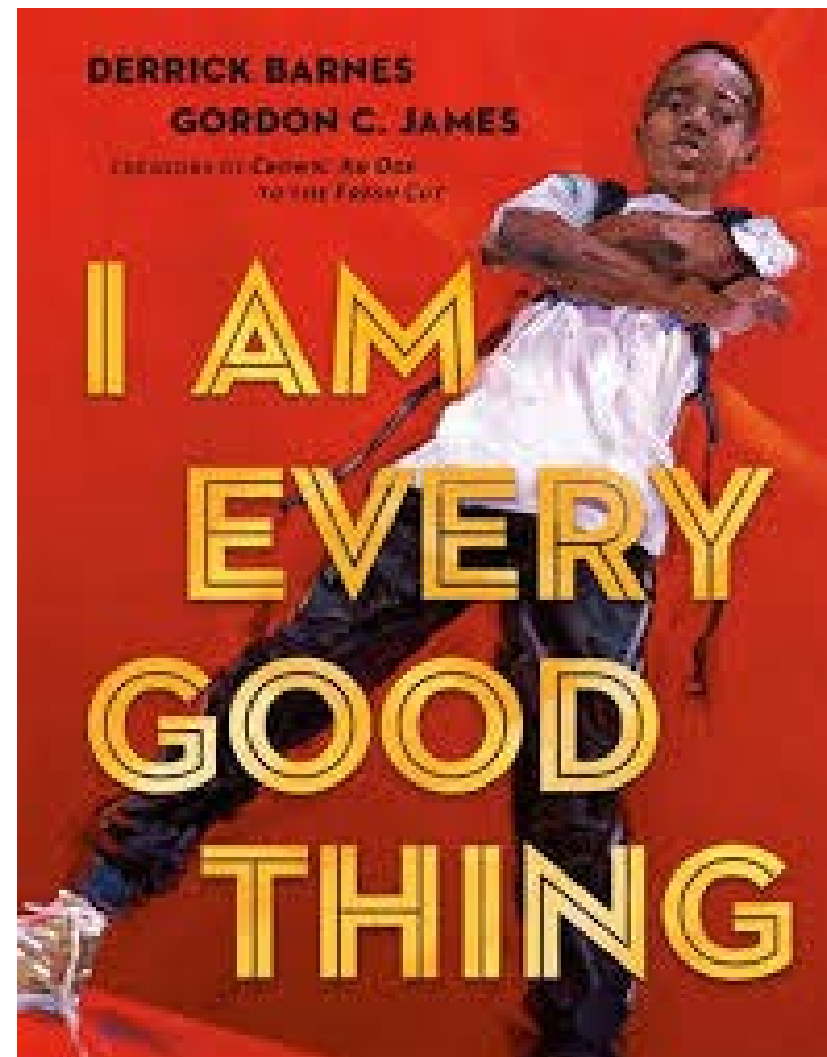
# The Power of Breath

“Breathe in deeply to bring your  
mind home to your body.”  
– Thich Nhat Hanh





# Mindfulness and Kindness: Sample Activities



## Kindness

Begin and end each day with kind and loving self-talk.

Choose affirmations from the book or your own words. Here's an example:

- I am loved.
- I am safe.
- I am kind.
- I am every good thing.



## Mindfulness

Sit comfortably. Place your hands over your heart. You can close your eyes, if you want to. Take a few deep breaths.


Think about a person or an animal you love and who loves you.

Notice how you feel when you think about this person or animal.

Send love and a kind wish their way. What would make them feel good?

Think about another person or animal you love and notice how you feel. Then, send them love and a kind wish.

Open your eyes and take a few deep breaths. Notice how you feel.




# Visual and Digital Arts and Movement: Key Points

- The arts help children communicate their understandings of themselves and their world.
- Arts integration promotes connectedness to school, high self-esteem, and social-emotional development.
- We need more creative thinkers in all fields.





# Visual Arts and Movement: Sample Activities



## Visual Arts

Visit Esther's website.

<https://www.estherthewonderpig.com>

Explore what Esther looks like, what she likes to do, who her family is, and where she lives.

Look at the illustrations in the book for ideas.

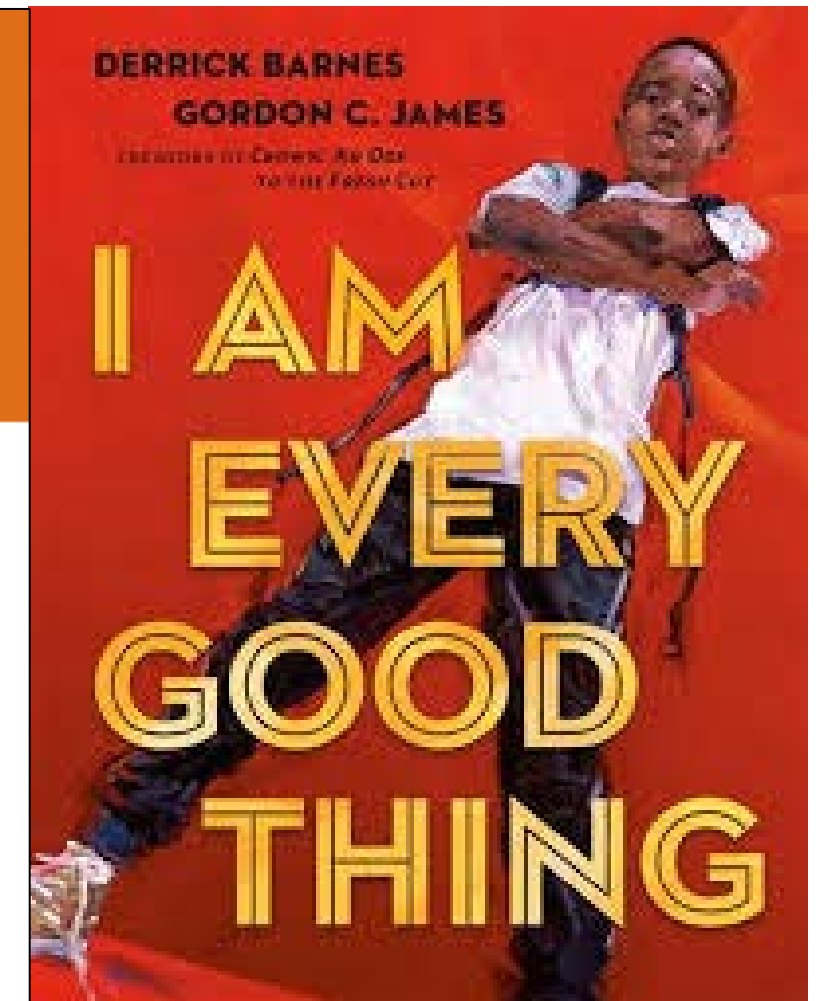
Then, **draw, paint, or collage a beautiful picture of Esther.** Maybe you want to put yourself in your creation!



## Movement

Put on your favorite song, and dance!  
When the music stops, freeze!  
Your parent, family member, or caregiver will say some words from the book.  
When the music starts again, show what those words mean though dance. Here are some of the words you might hear:

- a nonstop ball of energy
- the glow of moonbeams
- a cool breeze
- a roaring flame of creativity
- the boom-bap-boom-boom-bap
- waves crashing gently on the shore



# Let's Move!



## Movement

Put on your favorite song, and dance!  
When the music stops, freeze!  
Your parent, family member, or caregiver will say some words from the book.  
When the music starts again, show what those words mean though dance. Here are some of the words you might hear:

- a nonstop ball of energy
- the glow of moonbeams
- a cool breeze
- a roaring flame of creativity
- the boom-bap-boom-boom-bap
- waves crashing gently on the shore



# Poetry, Literacy, and Oracy: Key Points


- Prioritize both oracy and literacy
- Promote curiosity about beautiful language and language choices
- Integrate oral and written English language instruction
- Provide regular, structured opportunities to develop written language skills
- Provide frequent opportunities for extended discussions
- Provide daily time to write
- Increase exposure to complex texts with rich language



Amanda Gorman, youngest inaugural poet in U.S. history



# Poetry and Literacy: Sample Activities



## Poetry

Write a poem about Esther using the letters in her name to start each line. To help you get started, here are some things Esther likes to do: eating, sleeping, walking, bathing, playing, snuggling, foraging, exploring.

**E  
S  
T  
H  
E  
R**

You can write the poem together with an adult or on your own. Include a picture with your poem to make it extra special!



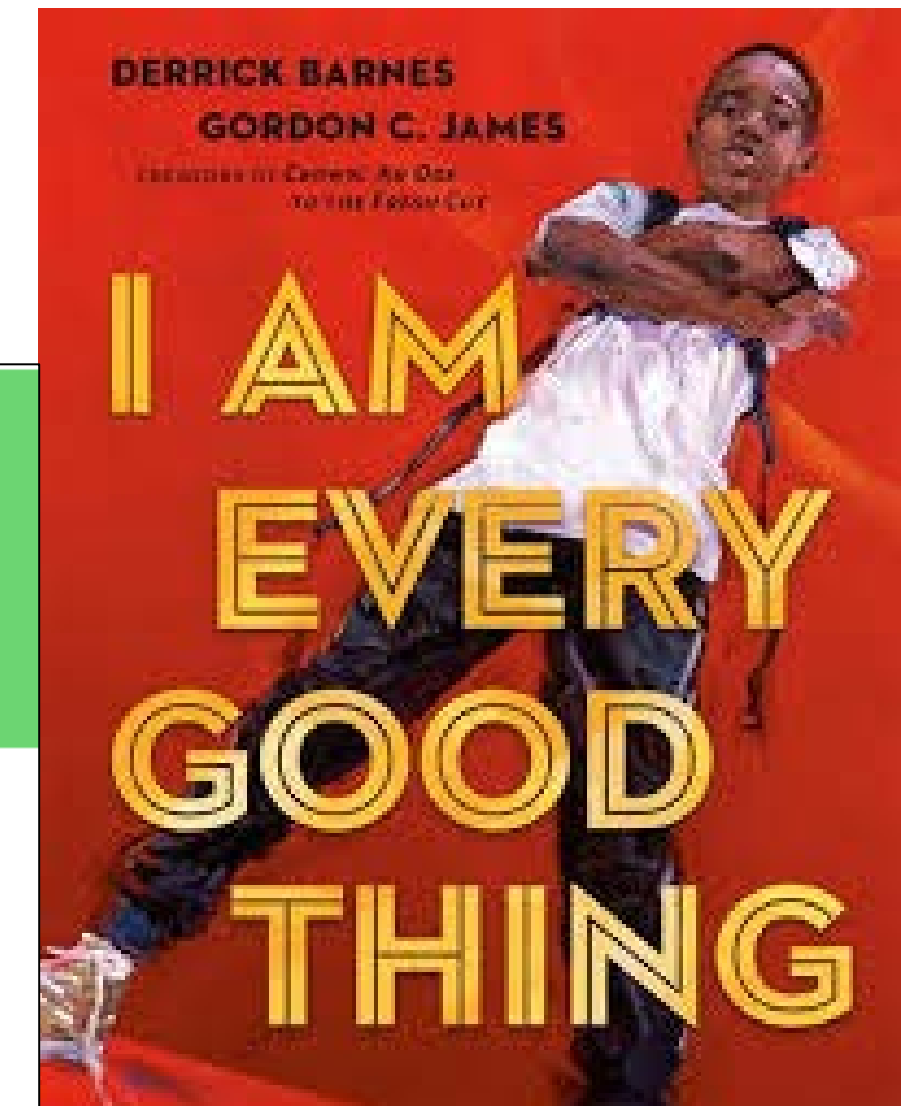
## Literacy

How about writing and illustrating your own "I am" book?


Start by talking about all the things that are good about you (at least 10!). You can begin each page with "I am ..." or pick your own way to begin.

If you want to, you can borrow some of the beautiful ideas, words, and pictures from "I Am Every Good Thing" and use them in your book. Or, you can make your book completely unique.


This is all about you!











Eats lots of food  
Speshol bubbles in the tub  
They move to a new house  
Her Dads love her!  
Esther gets into travel  
Runs away!



I Am Every Good Thing  
 My favrite part is  
 wen I saw the boy  
 flying in the sky!  
 This makes me feel  
 like I can do anything!



# A-E-I-O-U (Your Choice) Reflection


**A—Adjective:** Share one or more adjectives that describe something you heard or learned.

**E—Emotion:** Share how a particular part of the presentation made you feel.

**I—Interesting:** Share something you found interesting and why.

**O—Oh!:** Share something that made you say, “Oh!”

**U—Umm:** Share a question you have.









# Stories from School Communities

Thea Fabian

Vice Principal

Wawona K-8 School

Fresno Unified School District



This Photo by Unknown Author is licensed under CC BY-SA




# Wawona K-8 School

SEL, creativity, parent leadership around CLR texts

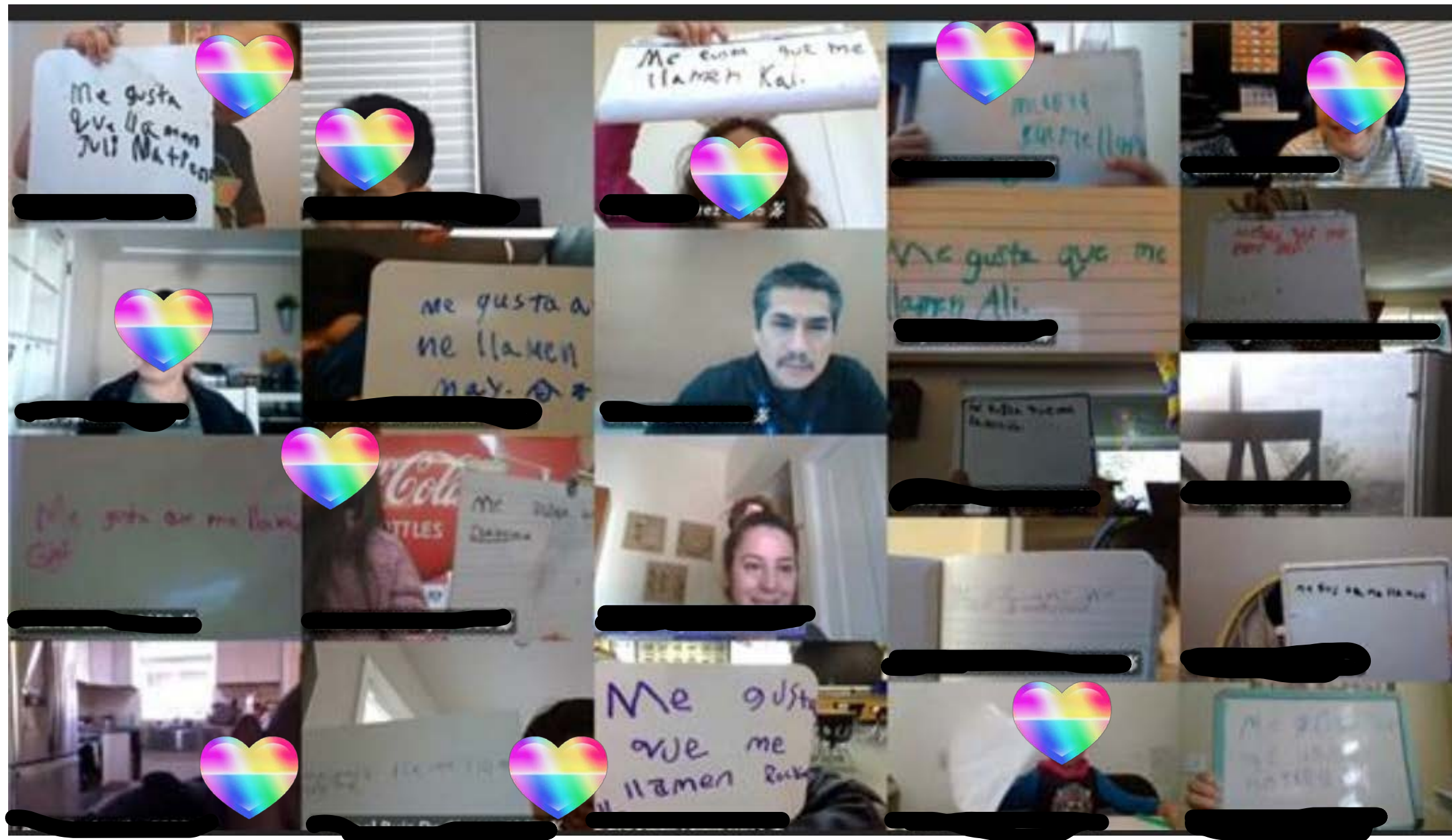



# Un enfoque en el amor y el autoestima





# Me gusta que me llamen... I like people to call me...



Aunque soy algo así como un superhéroe, de vez en cuando, **Tengo miedo**

**No** soy como me **puedan** llamar, y **no responderé por ningún nombre** que no sea el mío.  
Soy lo que digo que soy.

¿Cómo te gusta que te llamen?

Me gusta que me llamen \_\_\_\_\_



# Mi nombre significa...

Isaac Gonzalez 0103 3/15 9:37 AM



Yo me llamo Isaac y mi nombre significa risa. Yo me llamo Isaac porque es de la biblia.

Daniel Mejia Hernandez 4250 3/15 9:37 AM



yomellamo Dniel y mi nomre significa justicia de Dios

Raul Jimenez 0276 3/15 9:38 AM



yoeyaorameraul

Erika Dominguez 3/15 9:38 AM

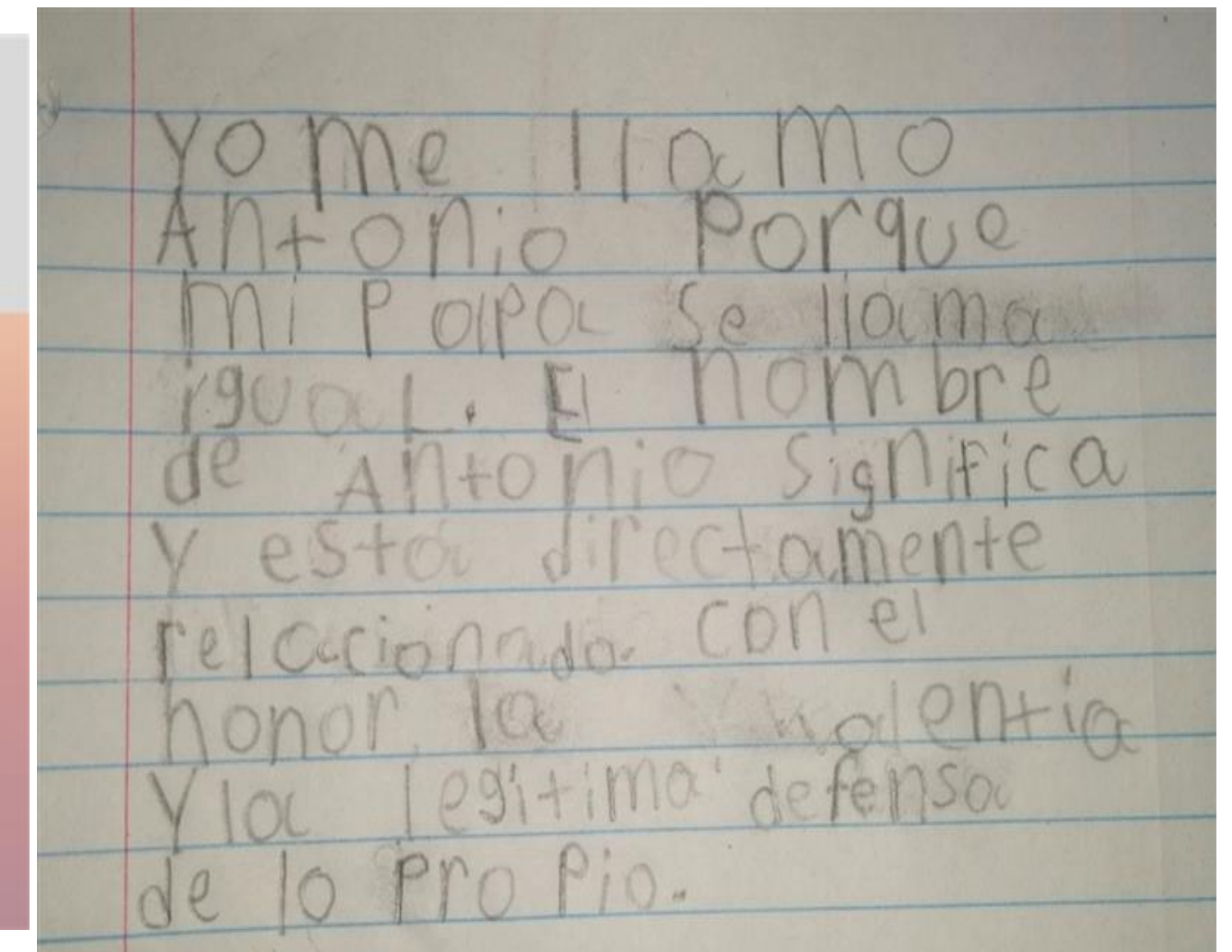


Mi nombre es Erika y significa "Es la reina eterna y valiente"

Andres Barbosa 2712 3/15 9:39 AM




yo ,me llamo andres mi nombre significa un poder increíble





# El brillo de mis ojos...



Santiago Cruz 2780 3/15 9:25 AM



2

El brillo de mis ojos es tan resplandeciente como lus del sol



M1 3/15 9:25 AM



2

El brillo de mis ojos es tan resplandeciente como la raios de sun



F1 3/15 9:26 AM



2

El brillo de mis ojos es tan resplandeciente como la tiera.



A1 3/15 9:26 AM



2

El brillo de mis ojos es tan resplandeciente como la luna



N2 3/15 9:26 AM



1

el brillo de mis ojos se tan resplandeciente cmo el mariposa



A9 3/15 9:27 AM



2

El brillo de mes ojos es tan resplandesiente, como las estrellas.




R0 3/15 9:28 AM



2

El brillo de mis ojos es tan resplandeciente como el agua del rio.




C. F. A. L. 1282 3/15 9:28 AM




3

El brillo de mis ojos es tan resplandeciente como los flores.



~~Nydia Garcia 6123~~ 3/8 9:26 AM  1  
el color de mi piel es tan hermoso como la nieve

~~Yander Guzman 8925~~ 3/8 9:31 AM  1  
mi color de mi piel es como los arbustos.....

~~Natalia Aguilar 2434~~ 3/8 9:34 AM  1  
el color de mi piel tan hermoso como esabejalaflore.

~~Antonio Aguilar 2393~~ 3/8 9:35 AM  
El color de mi piel es tan hermoso como

~~Vicente Cruz Vidal 3964~~ 3/8 9:50 AM  1  
mi color de piel es caramelo y es muy hermoso

Sulwe soñó con ser del mismo color que su hermana.  
Ella también quería amigos de verdad.



**El color de mi piel es tan hermoso como\_\_\_\_\_.**



# Otros proyectos creatives/socioemocional

- Yo soy...poemas
- Mosaicos de mi



# La biblioteca...Our physical and digital library work...

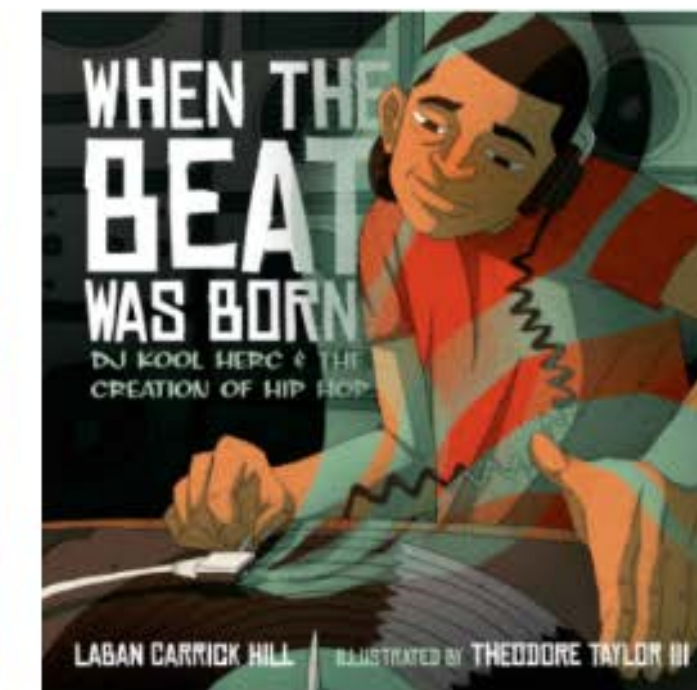
- Building CLR collections
- Connecting with teachers around texts to teach
- Connecting with students and matching texts
- Building digital spaces



A place where we can share our love of reading with our kids and each other!

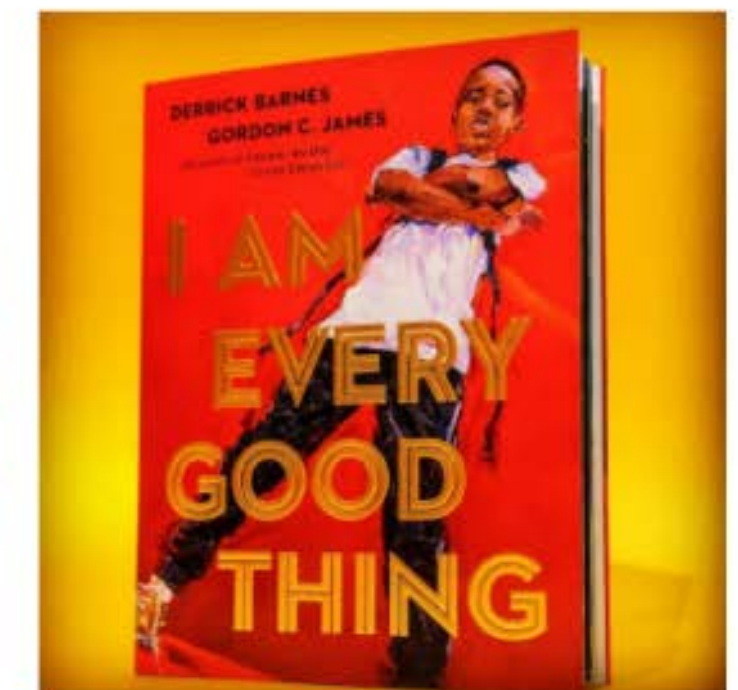


Why reading is so important



Our Next Read


[Mr. Acedo sharing his love of this book](#)



Our Last Read

[See todo lo Buena \(Spanish Translation\)](#)






Things that make me beautiful:

1. \_\_\_\_\_
2. \_\_\_\_\_
3. \_\_\_\_\_
4. \_\_\_\_\_
5. \_\_\_\_\_

Beauty comes in all different types. There are many ways to be beautiful, both on the inside or on the outside. When something about you is appealing to others, whether it's your looks, or your smarts, or your personality, or your kindness, that's a beautiful thing. List some ways that you are beautiful, either on the inside or the outside.

[www.keepyourchildsafe.org](http://www.keepyourchildsafe.org)



I Love ME Because...

Directions: In each heart, write something positive about yourself. Color and decorate your tree

©2017kiddiematters.com

# Positive Self-Identity



# Nuestros Padres...

*Reading Challenge!*





# Joyful Reading

Wawona K-8; Hora Familiar



# Parent Talents

- Record parents reading the book both in English and Spanish
- Create a reading challenge list
- Request donations to make goodie bags as prizes.
- Hora Familiar: weekly meetings to collaborate with other parents on how to continue to promote Joyful Reading at home.





# Joyful Reading Goals!!



Read each book and complete an activity for it as a family!

Don't forget to share on our Lancers social media platforms and inspire your fellow classmates with your ideas.

Once you reach your joyful reading goal sheet bring your flyer to redeem your prize!



Activity/  
Social Media  
Post

Activity/  
Social Media  
Post

Activity/  
Social Media  
Post

Activity/  
Social Media  
Post

Activity/  
Social Media  
Post



# Activities Completed by Families

YO SOY...  
Café con Pan  
Música y Alegría  
Mi jardín de Flores  
y Verdura  
Deliciosa Comida de  
las recetas de las  
Abuelas y Lolas  
Soy... Harmonía

YO SOY  
Un Amigo de ayuda.  
Soy un estrella  
fugas de ayuda.  
Mi familia dice  
que soy inteligente  
Como delicioso  
mochi y como frutas  
es yo.  
Soy inteligente  
Laila



# Activities Completed by Families





# Activities Completed by Families

Today is a good day

I am strong

I am smart

I am capable

I work hard

I am respectful

I am not better than anybody

Nobody is better than me

I am amazing

I believe in myself

I am blessed



# Stories from School Communities

**Danielle Garegnani**

Principal

Horton Elementary School

San Diego Unified School District



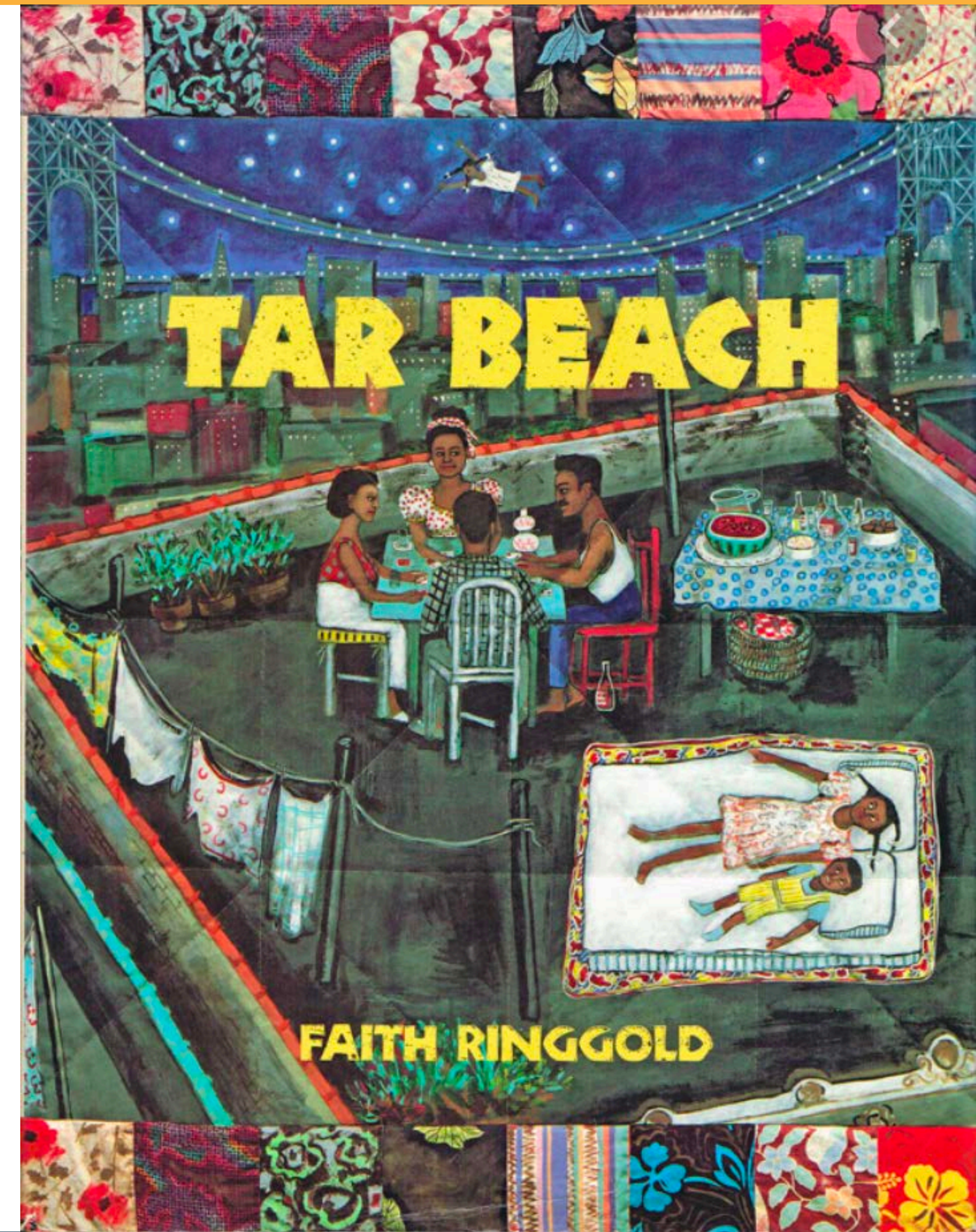


# Joyful Reading: Celebrating Black History Month

- Interactive Read Alouds in Classrooms
- Creative Expression Activities
- Family Art Night

Integration of multiple sets of standards:

- ELA
- VAPA
- History/Social Science
- English Language Development





# Tar Beach by Faith Ringgold

## Themes:

- Hope
- Freedom
- Imagination
- Family
- Racism
- Empowerment

Title, Author, Illustrator:

*Ideas for enjoying the book at home*

Created by:

### About the Book:



#### Before Reading:

- What do you notice about the cover?
- What do you think about the title?
- What do you think we will discover in this book?



#### While Reading:

- What do you notice in the picture?
- What do you think about what we just read?
- What are you curious about now?



#### After Reading:

- What did you think about the book?
- How did it make you feel?
- What was your favorite part?

### Jump into Joyful Reading!

Invite your child to share their thinking and ask questions as you enjoy the book together. The main thing is to have fun and enjoy one another's company as you read together. Here are some things you can say and do to create a joyful reading experience for your child.



Turn the page over for creative expression ideas! ➡

Created by Pam Spycher, REL West at WestEd, 2021





# Interactive Reading and Responses: PreK






# Creative Expression Activities: Grades 2-5



If I could fly anywhere, I would fly to Arizona where my grandpa lives. It's beautiful and calm. The rocks and canyons are orange, red, and brown. It's a desert and a forest.



The beach makes me happy. I would like to fly there because I have fun with my family. I can see the beautiful blue ocean and there are colorful fish. The sand is warm. The sun shines bright. I love the beach.



If I could fly anywhere, I would fly to a different country like Paris. I could own the Eiffel Tower and a lot of restaurants and the bakeries.




# Creative Expression Activities: Grades K-1







# Virtual Family Art Night






# Virtual Family Art Night





# Virtual Family Art Night









# Key Takeaways

- Spend more time with the book - multiple reads
- Written responses with artwork
- Deeper connections to SEL
- Art exhibition/celebration (grade level or whole school)



# Pause and Ponder

Please share your questions, connections, and reflections in the chat.





# Community of Practice

**April 15, 2-3 PM Pacific**

- Very interactive session (mostly small breakout groups)
- Before you come, try out some of the ideas from today's session
- Come ready to talk about what you did
- Bring an artifact, such as an art piece a child did, a poem the class wrote together, etc.





# Thank you for being here today!



This Photo by Unknown Author is licensed under CC BY-NC-ND

“Every leaf that grows will tell you: what you sow will bear fruit, so if you have any sense my friend, don't plant anything but Love.” - Rumi



# Check Your Email

- Survey link
- Webinar recording
- Invitation to the April 15<sup>th</sup> 2-3 PM Pacific Community of Practice

Questions? Please contact us at  
[relwest@wested.org](mailto:relwest@wested.org)





# References

- Catterall, J. (2009). *Doing Well and Doing Good by Doing Art: The Effects of Education in the Visual and Performing Arts on the Achievements and Values of Young Adults*. Los Angeles: Imagination Group/I-Group Books.
- The College Board, (2012). *Child development and art education: A Review of recent research and best practices*. New York, NY.
- California Department of Education (2020). *Improving Education for Multilingual and English Learner Students: Research to Practice*
- Gazzaniga, M. (Ed.). (2008). *Learning, arts, and the brain: The Dana Consortium report on arts and cognition*. Washington, DC: Dana Press.
- Institute of Medicine (IOM) & National Research Council (NRC). (2015). *Transforming the workforce for children birth through age 8: A unifying foundation*. Washington, DC: The National Academies Press
- Ludwig, M.J., Boyle, A., & Lindsay (2017). *Review of Evidence: Arts Integration Research Through the Lens of the Every Student Succeeds Act*. American Institutes for Research.
- National Academies of Sciences, Engineering, and Medicine. (2017). *Promoting the educational success of children and youth learning English: Promising futures*. Washington, DC: The National Academies Press. Retrieved from: <https://doi.org/10.17226/24677>
- Peppler, K.A., Powell, C.W., Thompson, N. & Catterall, J. (2014) Positive impact of arts integration on student academic achievement in English Language Arts, *The Educational Forum*, 78:4, 364-377, DOI: 10.1080/00131725.2014.941124
- Robinson, E.H. (2013). Arts integration and the success of disadvantaged students: A research evaluation. *Arts Education Policy Review*, 114: 191-204.
- Shanahan, T., Callison, K., Carriere, C., Duke, N. K., Pearson, P. D., Schatschneider, C., & Torgesen, J. (2010). *Improving reading comprehension in kindergarten through 3rd grade: A practice guide* (NCEE 2010-4038). Washington, DC: National Center for Education Evaluation and Regional Assistance, Institute of Education Sciences, U.S. Department of Education. Retrieved from [whatworks.ed.gov/publications/practiceguide](http://whatworks.ed.gov/publications/practiceguide)



# Thank you!

This presentation was prepared for the Institute of Education Sciences (IES) under Contract ED-IES-17-C-0012 by Regional Educational Laboratory (REL) West at WestEd. The content of the presentation does not necessarily reflect the views or policies of IES or the U.S. Department of Education, nor does mention of trade names, commercial products, or organizations imply endorsement by the U.S. Government.