

Public School State Snapshot: **Arizona**

Number of public schools¹ » 2,330

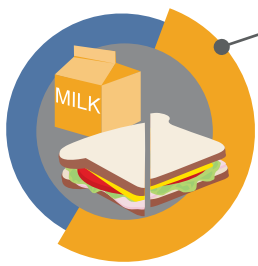



24% are charter schools




Number of students²
1,106,677

Number of teachers (FTE)³
47,868



Students eligible for free/reduced price lunch⁴
57%



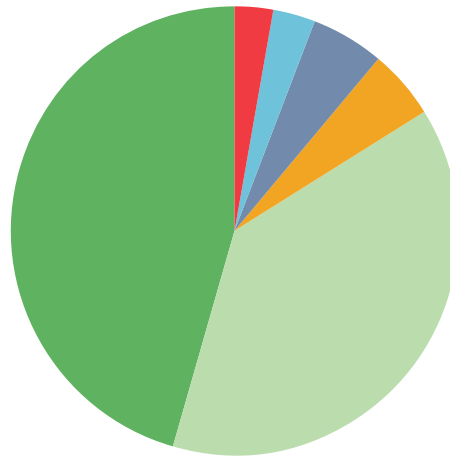
10%
Students living in rural areas⁵



Students with IEPs⁶
13%

Race/ethnicity breakdown⁷

● AMERICAN INDIAN/ALASKA NATIVE	5%
● ASIAN OR ASIAN/PACIFIC ISLANDER	3%
● BLACK	5%
● HISPANIC	45%
● TWO OR MORE RACES	4%
● WHITE	38%



EL students⁸
6%



4-year-olds enrolled in a publicly funded early childhood education program⁹
19%

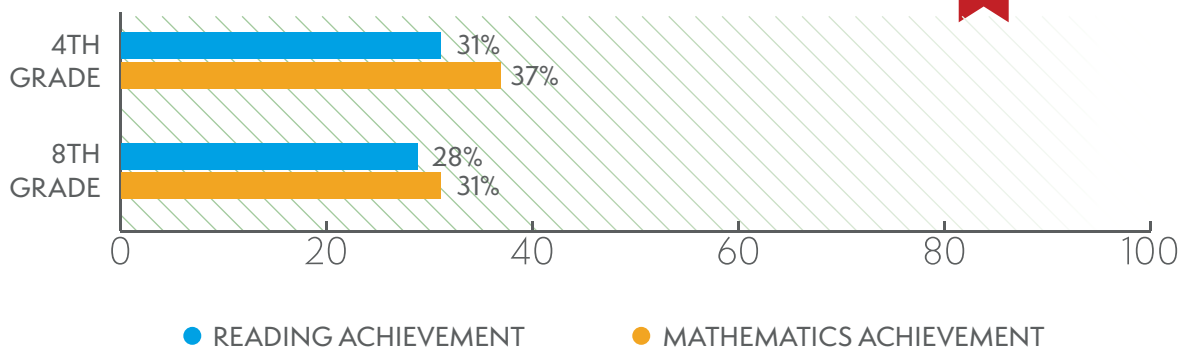


78%
High school graduation rate¹⁰



39%
Percentage of 18- to 24-year-olds enrolled in degree-granting postsecondary institutions¹¹

Students achieving at or above proficient¹²



@REL_West

<https://ies.ed.gov/ncee/edlabs/regions/west/index.asp>

relwest@WestEd.org

¹ U.S. Department of Education, National Center for Education Statistics, Common Core of Data (CCD), "Local Education Agency (School District) Universe Survey", 2017-18 v.1a; "Public Elementary/Secondary School Universe Survey", 2017-18 v.1a; "State Nonfiscal Public Elementary/Secondary Education Survey", 2017-18 v.1a.

² Ibid.

³ Ibid.

⁴ U.S. Department of Education, National Center for Education Statistics, Common Core of Data (CCD), "Public Elementary/Secondary School Universe Survey," 2000-01, 2010-11, 2015-16, and 2016-17.

⁵ U.S. Department of Education, National Center for Education Statistics (NCES), Common Core of Data (CCD), "Public Elementary/Secondary School Universe Survey," Provisional Version 1a, and the NCES Education Demographic and Geographic Estimates (EDGE), "Public Elementary/Secondary School Universe—Geographic Data," 2015-16.

⁶ U.S. Department of Education, National Center for Education Statistics, Common Core of Data (CCD), "State Nonfiscal Survey of Public Elementary/Secondary Education," 2017-18.

⁷ U.S. Department of Education, National Center for Education Statistics, Common Core of Data (CCD), "Public Elementary/Secondary School Universe Survey", 2017-18 v.1a; "State Nonfiscal Public Elementary/Secondary Education Survey", 2017-18 v.1a.

⁸ U.S. Department of Education, National Center for Education Statistics, Common Core of Data (CCD), "Local Education Agency Universe Survey," 2016-17. See Digest of Education Statistics 2018, table 204.20.

⁹ *The State of Preschool 2018, State Preschool Yearbook.* (2019). New Brunswick, NJ: National Institute for Early Education Research.

¹⁰ EDData Data Groups 695, School year 2016-17 Adjusted Cohort Graduation Rate (ACGR).

¹¹ U.S. Department of Commerce, Census Bureau, American Community Survey (ACS), 2017.

¹² U.S. Department of Education, Institute of Education Sciences, National Center for Education Statistics, National Assessment of Educational Progress (NAEP), 2019 Reading Assessment and 2019 Mathematics Assessment.