

Flip the Cards Game

Regional Educational Laboratories
Appalachia, Central, Northwest

From the National Center for Education Evaluation at IES

This activity allows children to use their skills to count, practice number words, and add numbers in a fun and flexible way. It can be played with multiple players and decks or as a single-player activity.

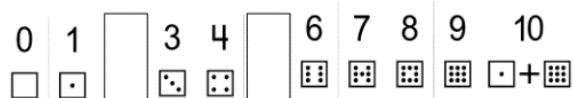
Activity Instructions

1. Print the playing cards on the next page or make your own. Then place the cards 0–10 faceup, in order, in front of all the players.

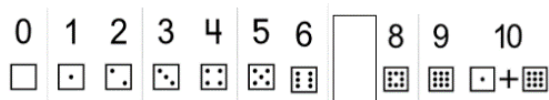


2. The youngest player goes first.
3. During your turn, roll a pair of dice.
4. Flip a card facedown for each of the numbers rolled on the dice **or** for the sum of the numbers rolled.

Example: You roll a 2 and 5, flip facedown the 2 and 5 cards



or flip facedown the 7 card (2+5).



5. If you roll doubles (two of the same number), flip the zero card facedown. If you have already flipped the zero, take an extra turn.
6. Whoever turns over the last card wins.
7. For fun, you can make new rules before a new game. For example, if you roll numbers that have already been flipped facedown, you have to flip them back faceup.

Supporting your child

Here are some suggestions for you, as you play the game:













- Help your children as they place the cards in order, but don't do it for them.
- Help your children use the roll of the dice strategically. For example, if they roll a 2 and 4, ask, "Do you want to flip over the 2 and 4 or the 6?"
- Ask: "What roll do you hope you get? Why?"
- Start with just numbers 1-5 for children who need a little more support.

Learning Goal: Children practice using number words, counting, and adding single-digit numbers.

Age Range: 5–7 years old

Materials:

1. Flip the cards deck (see printable or re-create on your own with paper and markers)
2. Two six-sided dice (or use [virtual dice](#))

5		10	 +
4			 +
3		9	
2		8	
1		7	
0		6	

This handout was prepared under Contract ED-IES-17-C-0004/5/9 by Regional Educational Laboratories Appalachia, Central, and Northwest. The content does not necessarily reflect the views or policies of IES or the U.S. Department of Education, nor does mention of trade names, commercial products, or organizations imply endorsement by the U.S. Government.