

ENgagement and Achievement through Computational Thinking (ENACT) Coaching Session 6

Goals for this session

- Identify and share successful student participation strategies.
- Make plans for what to focus on for the rest of the school year.

Agenda for today

- Identification of effective participation strategies.
- Discussion of which CT strategies your students use the most and the least.
- Close and next steps.

Effective strategies to engage students during lessons

Effective participation strategies

Use the next 10 minutes to discuss the following question with a partner:

What is one example of a successful participation strategy you have used to engage students who participate less often?

Be prepared to share your partner's strategy when we reconvene!



Photo by [Taylor Flowe](#) on [Unsplash](#)

Coach reflections on participation strategies



Photo by Allison Shelley/The Verbatim Agency for [EDUimages](https://www.edimages.com/)

You've used some great strategies for participation in your classrooms!

Think about these two questions while some of your observed participation strategies are presented:

Do you currently use this strategy in your classroom?

If you don't use the strategy, could you use it in the future? What support or additional information would you need to try the strategy?

Revisiting student profiles

Student 4

It often takes teachers a full semester to remember your name or get to know you at all. You often feel invisible or too shy to be seen. This is either because you try to be invisible (that is, you sit in the back or hide behind textbooks) or because you feel out of place and overlooked, for all kinds of reasons. You watch the “in” students with a mixture of envy and disdain. Most teachers don’t know that you are actually pretty smart and like to learn...

Student 5

In your mind, there is no way you can succeed in school. You have been classified as a “remedial” student since an early grade. You read slowly, you struggle with spelling, and your written work is messy and sometimes illegible. You do have interests and strengths, but they seem to be unnoticed and undervalued.

Student 6

You have a creative mind and love the arts (drawing, music, dance, drama). You have a difficult time staying focused on written work, which is all anyone seems to want to do in school. You are happy with yourself but often feel like you are “marching to a different drummer.”

Revisiting student profiles: Participation strategies



Photo by [Jose Losada](#) on [Unsplash](#)

What are some strategies you could use to engage students in the highlighted student profiles?

Create a list of strategies you could use to engage students like those in the highlighted student profiles.

Take a break!




Photo by [Akram Huseyn](#) on [Unsplash](#)

CT strategies your students use the most and the least

Potential milestones

In your individual coaching sessions, your coach has been supporting you to reflect on three milestones related to CT:

- You introduce all five CT strategies.
- You provide clear opportunities for students to try using each CT strategy.
- Students begin using each CT strategy independently.

Let's reflect on the last one.

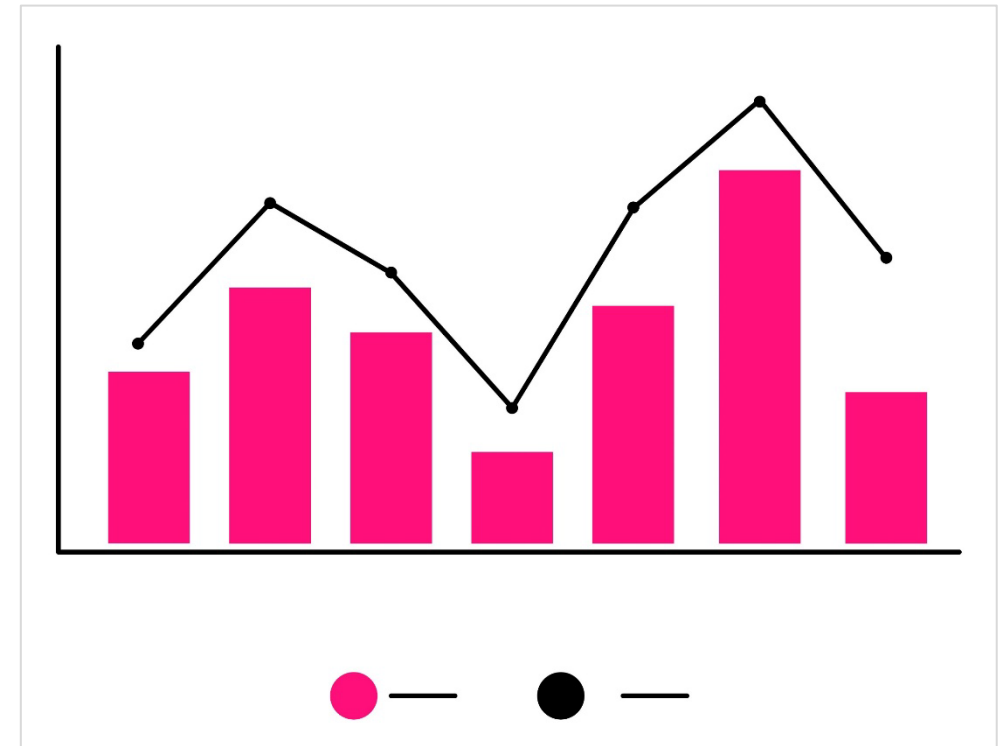


Illustration by [Harisankar Sahoo](#) on [Unsplash](#)

CT practices—student use

Which CT strategies do your students use the most?

Which CT strategies do your students use the least?

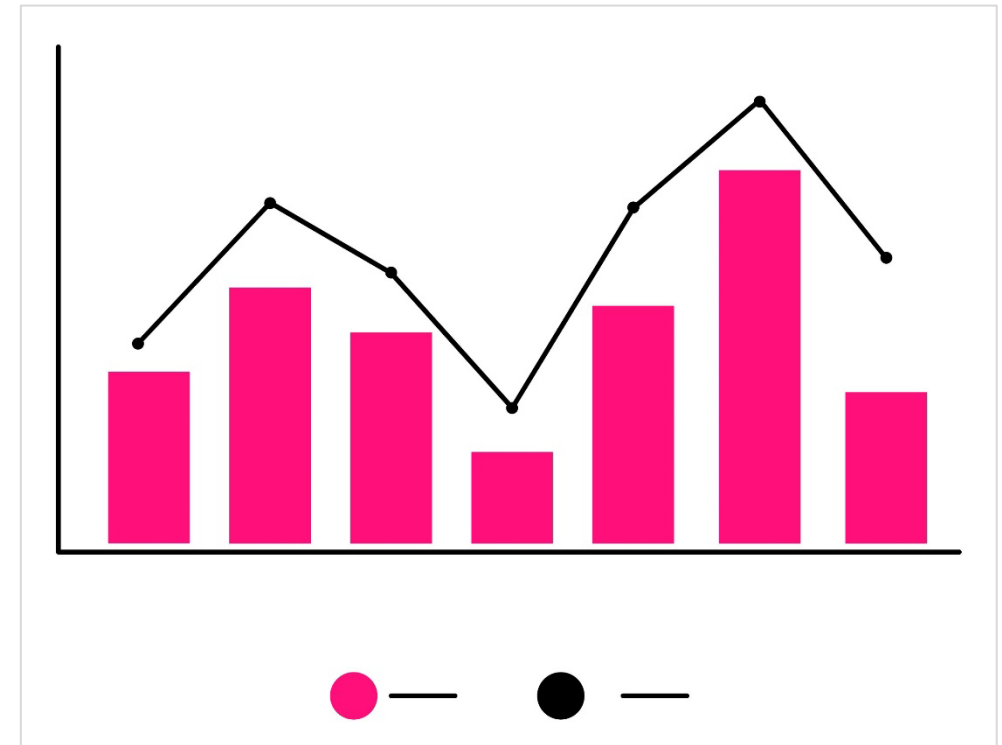


Illustration by [Harisankar Sahoo](#) on [Unsplash](#)

Which CT strategies do your students use?



Photo by Allison Shelley for [EDUimages](#)

Respond in the poll to inform your peers how often your students use each CT strategy. Options:

- My students use this often.
- My students use this sometimes.
- My students rarely use this.

Supporting students in using CT strategies

- Can any of the ideas you shared at the Summer Institute be contexts for you to **prompt** students to use CT or **point out** when they are using CT?
- Does anyone have ideas to share with a peer about supporting students to use a CT strategy?



Illustration by [Luky Triohandoko](#) on [Unsplash](#)

Close and next steps

Next steps

- Choose two dimensions from the ENACT observation tool to receive feedback on and share them with your coach.
- Record yourself on video teaching a CT-integrated lesson, and share the recording with your coach.
- Prior to meeting with your coach for Individual Coaching Session 7, use the ENACT observation tool to self-assess your recorded lesson. Prepare to discuss with your coach.
- Confirm your next coaching visit (the date and time) with your coach.

Questions

What lingering questions do you have?



Illustration by [Boxicons](#) on [Unsplash](#)