

Map A Word

Directions

1. Provide your child with the activity sheet.
2. Ask your child to:
 - Name the picture.



- Spell the word by writing one letter-sound or letter-sound combination in a box. Each box represents one sound. Help your child say each sound in the word, if needed.



1.		
----	--	--

- Discuss the meaning of any unknown words.

Key




1.	sh	ee	p
----	----	----	---



2.	l	igh	t
----	---	-----	---



3.	sh	e	ll
----	----	---	----



4.	s	p	i	d	er
----	---	---	---	---	----




5. th or n



6. s c ar f



7. ch i ck e n



8. b a s k e t



9. d r e s s



10. t r ai n



11. f l ow er



12. c r aw l

Map A Word Activity Sheet



1.

--	--	--




2.

--	--	--



3.

--	--	--



4.

--	--	--	--	--



5.

--	--	--




6.

--	--	--	--



7.

--	--	--	--	--



8.

--	--	--	--	--	--



9.				
----	--	--	--	--



10.				
-----	--	--	--	--



11.				
-----	--	--	--	--



12.				
-----	--	--	--	--